APPENDIX E

PLAN, SECTION, ELEVATION DRAWINGS

FORT AND CABINS

Based on the 1940 HABS survey, plan, section, and elevation drawings have been generated of

Architectural drawings of the fort, east cabin, and west cabin based on the 1940 HABS survey. Plan, section, and elevation drawings of each structure, condition and mortar surveys of the fort's exterior masonry walls and the cabins' interior and exterior masonry walls. Morphological evolutions that depict major alterations throughout each structure's history.

A - Architectural

B - Conditions Survey

C - Archaeological

D - Morphological Evolutions

WINSOR CASTLE FIRST FLOOR PLAN

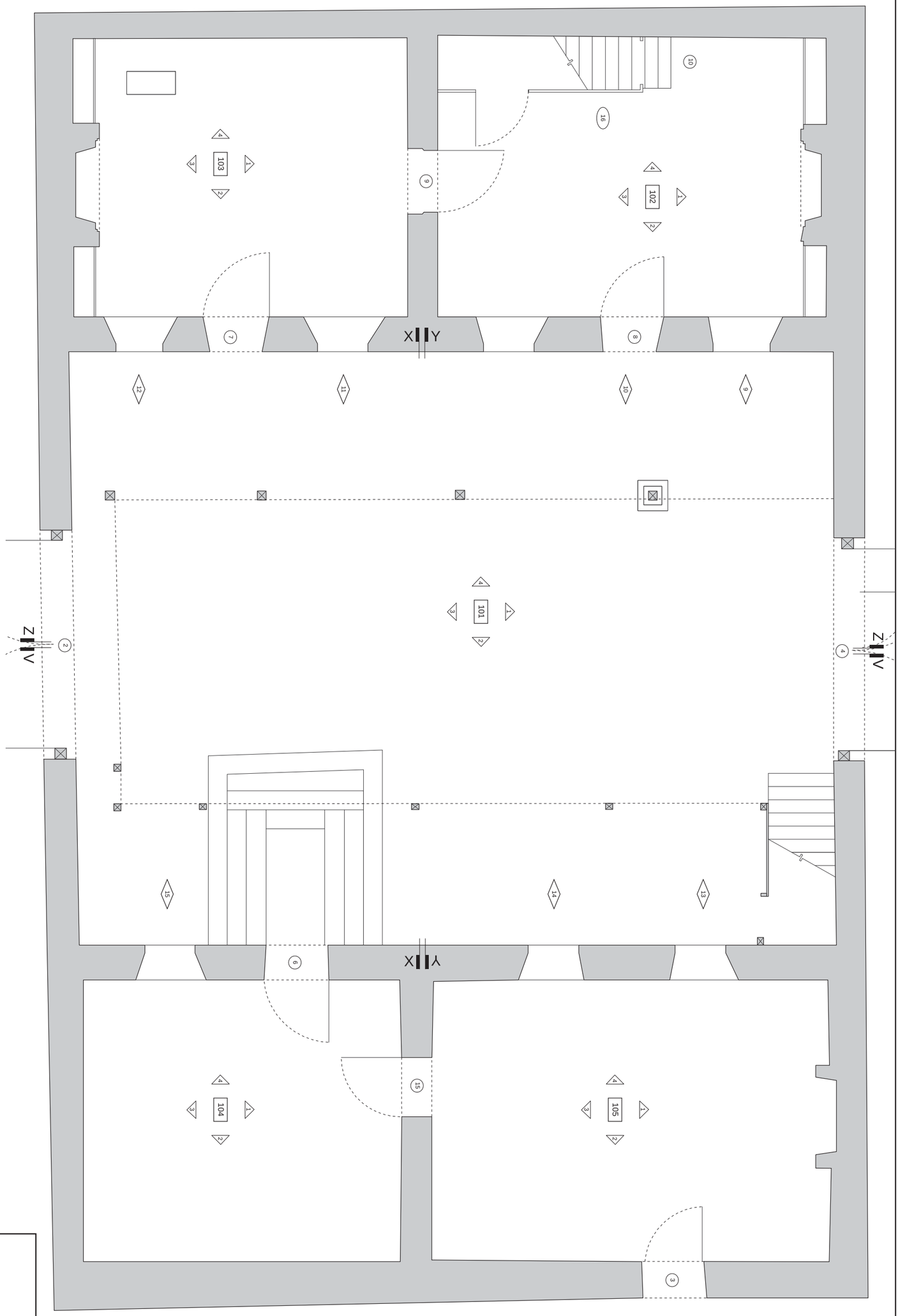

PIPE SPRING NATIONAL MONUMENT

NATIONAL PARK SERVICE, FREDONIA, ARIZONA

SHEET TITLE:	SPONSORED BY:		PROJECT DIRECTOR:	PROJECT SUPERVISORS:
WINSOR CASTLE FIRST FLOOR PLAN ARCHITECTURAL DRAWINGS	NATIONAL PARK SERVICE SUPERINTENDENT OF PIPE SPRING: JOHN HISCOCK	LAUREN V. DRAPALA YARITZA HERNANDEZ DIGITIZED FROM HABS DRAWINGS, 1940	FRANK G. MATERO, UNIVERSITY OF PENNSYLVANIA	JOHN HINCHMAN MEREDITH KELLER

SHEET NO.:	SITE RECORDING:	
A-1.1.1	JUNE, 2010	ARCHITECTURAL CONSERVATION LABORATORY AND RESEARCH CENTER GRADUATE PROGRAM IN HISTORIC PRESERVATION SCHOOL OF DESIGN UNIVERSITY OF PENNSYLVANIA

WINSOR CASTLE SECOND FLOOR PLAN

0 2.5 5 7.5 10 Feet

N

Site Plan

PIPE SPRING NATIONAL MONUMENT

NATIONAL PARK SERVICE, FREDONIA, ARIZONA

PROJECT DIRECTOR:
FRANK G. MATERO,
UNIVERSITY OF PENNSYLVANIA

PROJECT SUPERVISORS:
JOHN HINCHMAN
MEREDITH KELLER

LAUREN V. DRAPALA
YARITZA HERNANDEZ
DIGITIZED FROM HABS DRAWINGS, 1940

SPONSORED BY:
NATIONAL PARK SERVICE
SUPERINTENDENT OF PIPE SPRING:
JOHN HISCOCK

ARCHITECTURAL CONSERVATION LABORATORY AND RESEARCH CENTER

UNIVERSITY OF PENNSYLVANIA
SCHOOL OF DESIGN
GRADUATE PROGRAM IN HISTORIC PRESERVATION

SHEET TITLE:
WINSOR CASTLE SECOND FLOOR PLAN
ARCHITECTURAL DRAWINGS

SITE RECORDING:
JUNE, 2010

SHEET NO.:
A-1.1.2

SOUTHEAST ELEVATION

Location Plan

PIPE SPRING NATIONAL MONUMENT

NATIONAL PARK SERVICE, FREDONIA, ARIZONA

PROJECT DIRECTOR:
FRANK G. MATERO,
UNIVERSITY OF PENNSYLVANIA

PROJECT SUPERVISORS:
JOHN HINCHMAN
MEREDITH KELLER

LAUREN V. DRAPALA
YARITZA HERNANDEZ
DIGITIZED FROM HABS DRAWINGS, 1940

SPONSORED BY:
NATIONAL PARK SERVICE
SUPERINTENDENT OF PIPE SPRING:
JOHN HISCOCK

ARCHITECTURAL CONSERVATION LABORATORY AND RESEARCH CENTER

GRADUATE PROGRAM IN HISTORIC PRESERVATION

SCHOOL OF DESIGN

UNIVERSITY OF PENNSYLVANIA

SHEET TITLE:
WINSOR CASTLE: SOUTHEAST ELEVATION
ARCHITECTURAL DRAWINGS

SITE RECORDING:
OCTOBER, 2010

SHEET NO.:
A-1.2.1

SOUTHWEST ELEVATION

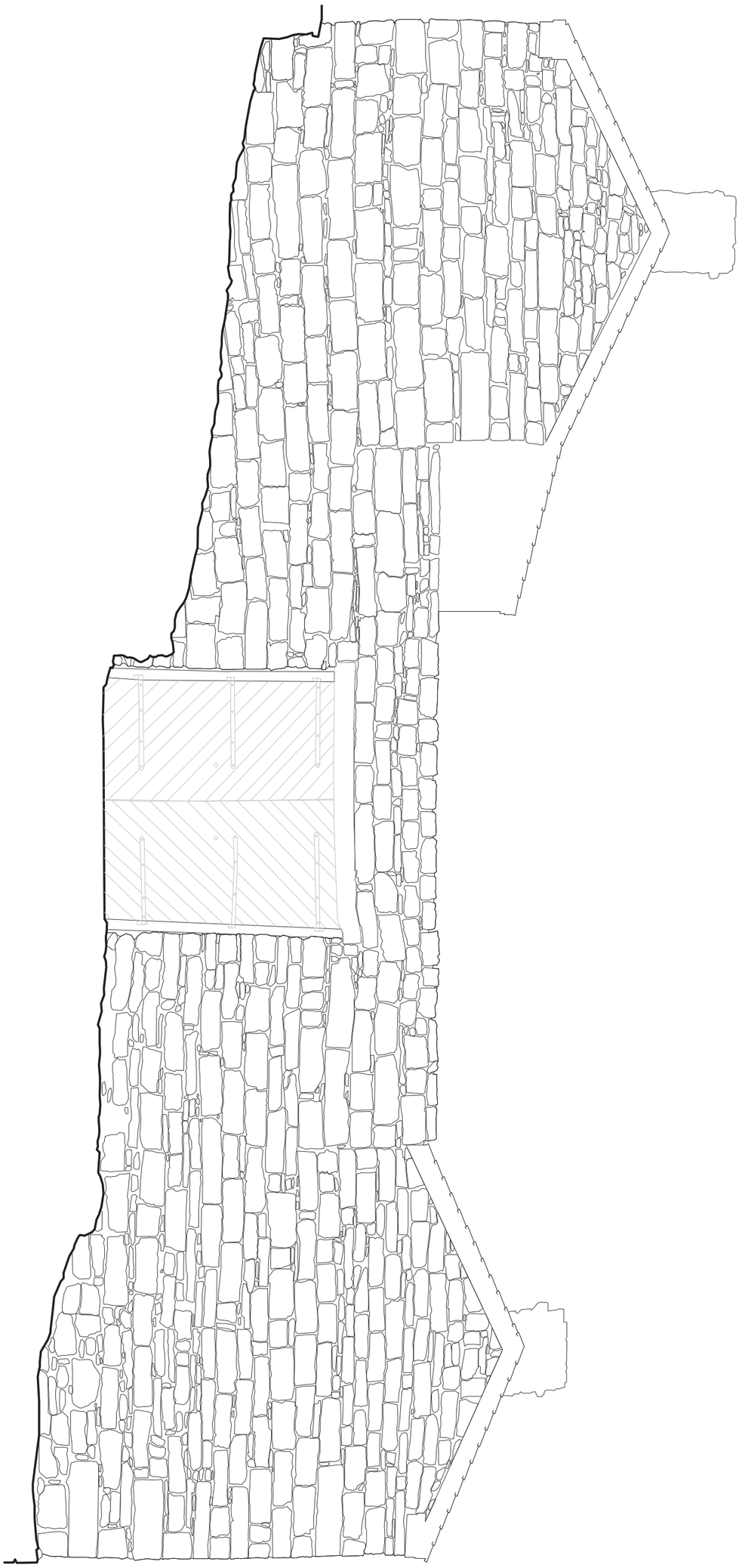

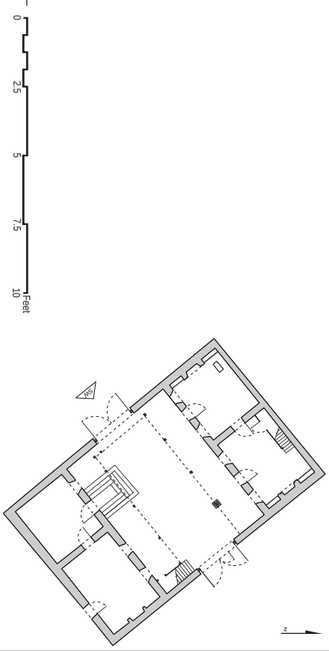

0 2.5 5 7.5 10 feet

PIPE SPRING NATIONAL MONUMENT

NATIONAL PARK SERVICE, FREDONIA, ARIZONA

SHEET TITLE:	SPONSORED BY:		PROJECT DIRECTOR:	PROJECT SUPERVISORS:
WINSOR CASTLE: SOUTHWEST ELEVATION ARCHITECTURAL DRAWINGS	NATIONAL PARK SERVICE SUPERINTENDENT OF PIPE SPRING: JOHN HISCOCK	LAUREN V. DRAPALA YARITZA HERNANDEZ DIGITIZED FROM HABS DRAWINGS, 1940	FRANK G. MATERO, UNIVERSITY OF PENNSYLVANIA	JOHN HINCHMAN MEREDITH KELLER

SHEET NO.:	SITE RECORDING:	
A-1.2.2	OCTOBER, 2010	ARCHITECTURAL CONSERVATION LABORATORY AND RESEARCH CENTER GRADUATE PROGRAM IN HISTORIC PRESERVATION SCHOOL OF DESIGN UNIVERSITY OF PENNSYLVANIA

NORTHWEST ELEVATION

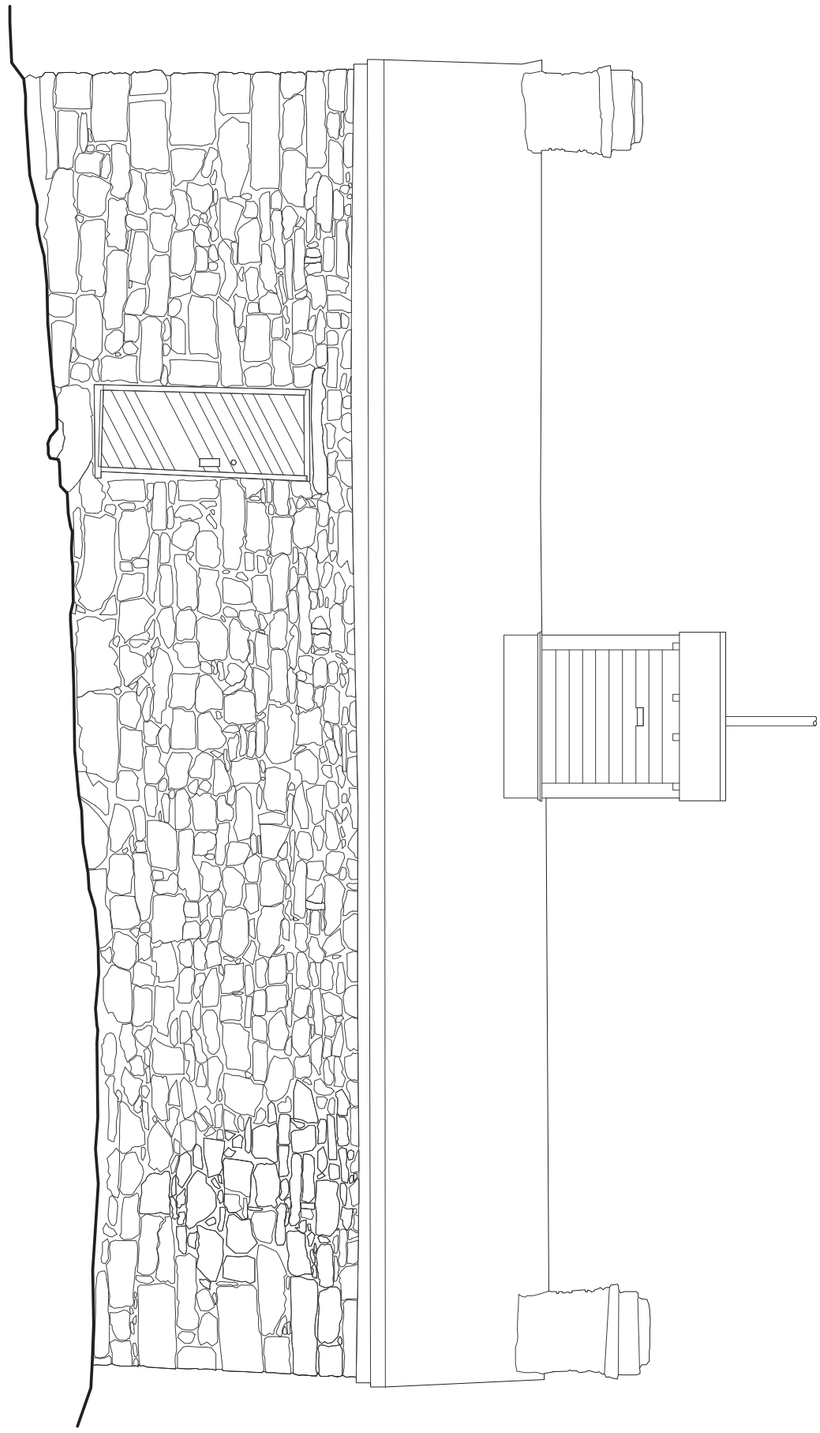

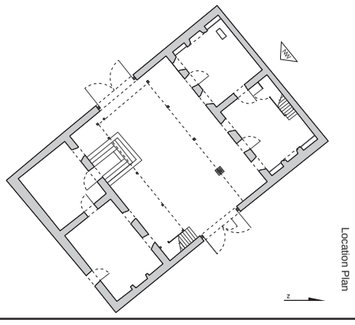

0 2.5 5 7.5 10 feet

PIPE SPRING NATIONAL MONUMENT

NATIONAL PARK SERVICE, FREDONIA, ARIZONA

SHEET TITLE: WINSOR CASTLE: NORTHWEST ELEVATION ARCHITECTURAL DRAWINGS	SPONSORED BY: NATIONAL PARK SERVICE SUPERINTENDENT OF PIPE SPRING: JOHN HISCOCK	LAUREN V. DRAPALA YARITZA HERNANDEZ DIGITIZED FROM HABS DRAWINGS, 1940	PROJECT DIRECTOR: FRANK G. MATERO, UNIVERSITY OF PENNSYLVANIA	PROJECT SUPERVISORS: JOHN HINCHMAN MEREDITH KELLER
SHEET NO.: A-1.2.3	SITE RECORDING: OCTOBER, 2010	ARCHITECTURAL CONSERVATION LABORATORY AND RESEARCH CENTER GRADUATE PROGRAM IN HISTORIC PRESERVATION SCHOOL OF DESIGN UNIVERSITY OF PENNSYLVANIA		

PIPE SPRING NATIONAL MONUMENT

NATIONAL PARK SERVICE, FREDONIA, ARIZONA

SHEET TITLE:	SPONSORED BY:		PROJECT DIRECTOR:	PROJECT SUPERVISORS:
WINSOR CASTLE: NORTHEAST ELEVATION ARCHITECTURAL DRAWINGS	NATIONAL PARK SERVICE SUPERINTENDENT OF PIPE SPRING: JOHN HISCOCK	LAUREN V. DRAPALA YARITZA HERNANDEZ DIGITIZED FROM HABS DRAWINGS, 1940	FRANK G. MATERO, UNIVERSITY OF PENNSYLVANIA	JOHN HINCHMAN MEREDITH KELLER

SHEET NO.:	SITE RECORDING:	
A-1.2.4	OCTOBER, 2010	ARCHITECTURAL CONSERVATION LABORATORY AND RESEARCH CENTER GRADUATE PROGRAM IN HISTORIC PRESERVATION SCHOOL OF DESIGN UNIVERSITY OF PENNSYLVANIA

SOUTHEAST ELEVATION OF UPPER BUILDING - SECTION Z-Z

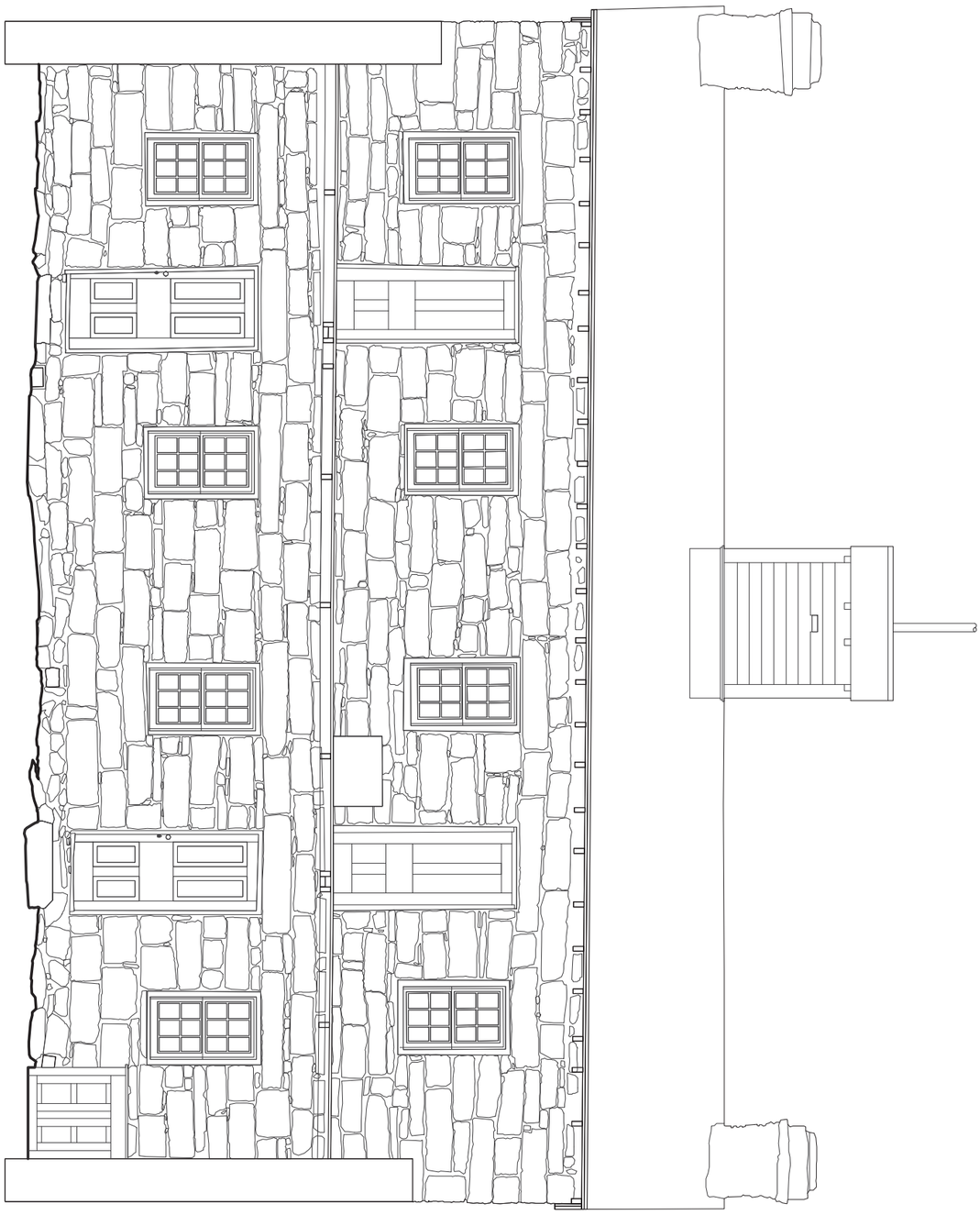

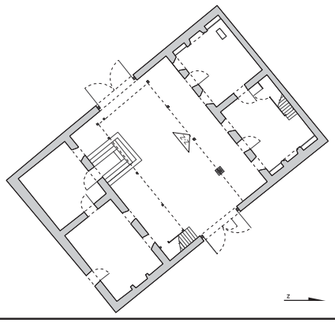

0 2.5 5 7.5 10 Feet

PIPE SPRING NATIONAL MONUMENT

NATIONAL PARK SERVICE, FREDONIA, ARIZONA

SHEET TITLE:	SPONSORED BY:		PROJECT DIRECTOR:	PROJECT SUPERVISORS:
WINSOR CASTLE: SOUTHEAST ELEVATION ARCHITECTURAL DRAWINGS	NATIONAL PARK SERVICE SUPERINTENDENT OF PIPE SPRING: JOHN HISCOCK	LAUREN V. DRAPALA YARITZA HERNANDEZ DIGITIZED FROM HABS DRAWINGS, 1940	FRANK G. MATERO, UNIVERSITY OF PENNSYLVANIA	JOHN HINCHMAN MEREDITH KELLER

SHEET NO.:	SITE RECORDING:	
A-1.3.1	OCTOBER, 2010	ARCHITECTURAL CONSERVATION LABORATORY AND RESEARCH CENTER GRADUATE PROGRAM IN HISTORIC PRESERVATION SCHOOL OF DESIGN UNIVERSITY OF PENNSYLVANIA

NORTHWEST ELEVATION OF LOWER BUILDING - SECTION Y-Y

0 2.5 5 7.5 10 Feet

Location Plan

PIPE SPRING NATIONAL MONUMENT

NATIONAL PARK SERVICE, FREDONIA, ARIZONA

LAUREN V. DRAPALA
YARITZA HERNANDEZ
DIGITIZED FROM HABS DRAWINGS, 1940

PROJECT DIRECTOR:
FRANK G. MATERO,
UNIVERSITY OF PENNSYLVANIA

PROJECT SUPERVISORS:
JOHN HINCHMAN
MEREDITH KELLER

SPONSORED BY:
NATIONAL PARK SERVICE
SUPERINTENDENT OF PIPE SPRING:
JOHN HISCOCK

ARCHITECTURAL CONSERVATION LABORATORY AND RESEARCH CENTER
GRADUATE PROGRAM IN HISTORIC PRESERVATION
SCHOOL OF DESIGN
UNIVERSITY OF PENNSYLVANIA

SHEET TITLE:
WINSOR CASTLE : NORTHWEST ELEVATION
ARCHITECTURAL DRAWINGS

SITE RECORDING:
OCTOBER, 2010

SHEET NO.:
A-1.3.2

SECTION X-X

SECTION V-V

PIPE SPRING NATIONAL MONUMENT

NATIONAL PARK SERVICE, FREDONIA, ARIZONA

LAUREN V. DRAPALA
YARITZA HERNANDEZ
DIGITIZED FROM HABS DRAWINGS, 1940

PROJECT DIRECTOR:
FRANK G. MATERO,
UNIVERSITY OF PENNSYLVANIA

PROJECT SUPERVISORS:
JOHN HINCHMAN
MEREDITH KELLER

ARCHITECTURAL CONSERVATION LABORATORY AND RESEARCH CENTER
GRADUATE PROGRAM IN HISTORIC PRESERVATION
SCHOOL OF DESIGN
UNIVERSITY OF PENNSYLVANIA

SPONSORED BY:
NATIONAL PARK SERVICE
SUPERINTENDENT OF PIPE SPRING:
JOHN HISCOCK

SHEET TITLE:
WINSOR CASTLE : INTERIOR ELEVATIONS
ARCHITECTURAL DRAWINGS

SITE RECORDING:
OCTOBER, 2010

SHEET NO.:
A-1.3.3

EAST CABIN FLOOR PLAN

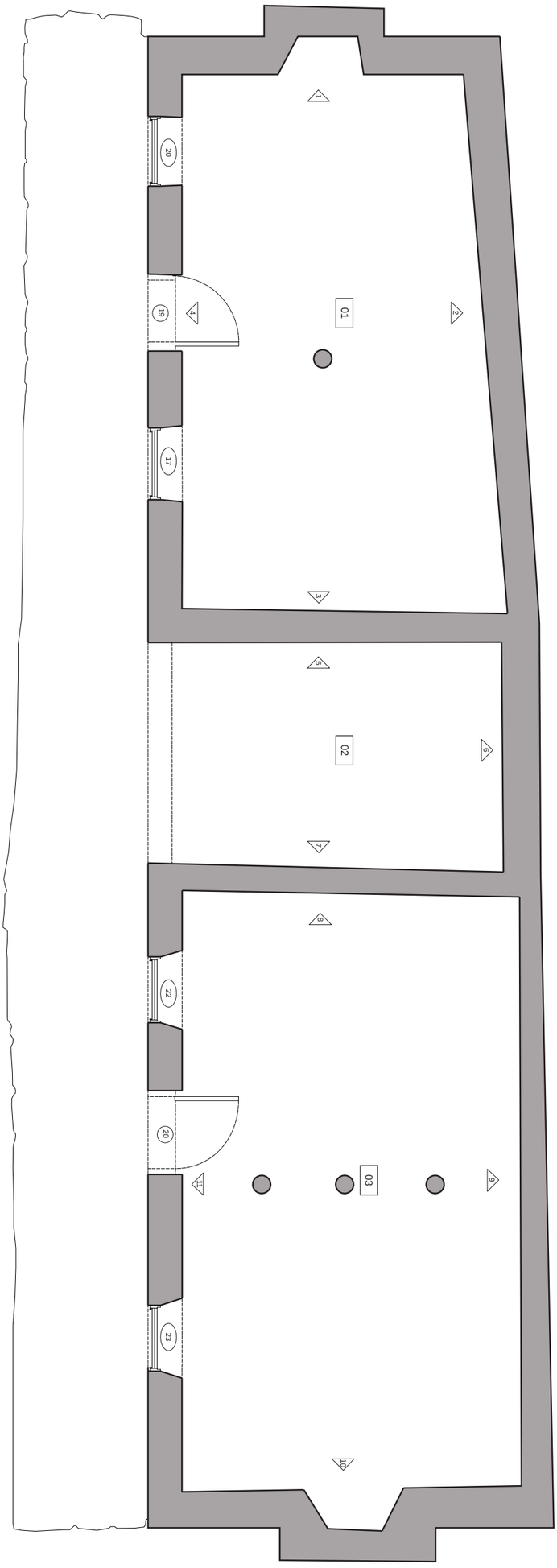

PIPE SPRING NATIONAL MONUMENT

NATIONAL PARK SERVICE, FREDONIA, ARIZONA

SHEET TITLE:	SPONSORED BY:		PROJECT DIRECTOR:	PROJECT SUPERVISORS:
EAST CABIN FLOOR PLAN ARCHITECTURAL DRAWINGS	NATIONAL PARK SERVICE SUPERINTENDENT OF PIPE SPRING: JOHN HISCOCK	LAUREN V. DRAPALA YARITZA HERNANDEZ DIGITIZED FROM HABS DRAWINGS, 1940	FRANK G. MATERO, UNIVERSITY OF PENNSYLVANIA	JOHN HINCHMAN MEREDITH KELLER

SHEET NO.:	SITE RECORDING:	
A-2.1	JUNE, 2010	ARCHITECTURAL CONSERVATION LABORATORY AND RESEARCH CENTER GRADUATE PROGRAM IN HISTORIC PRESERVATION SCHOOL OF DESIGN UNIVERSITY OF PENNSYLVANIA

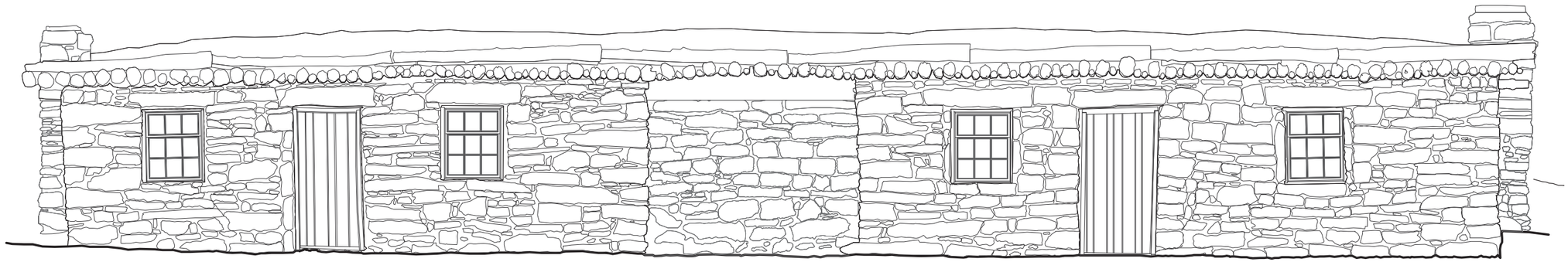

EAST ELEVATION E



SOUTH ELEVATION S

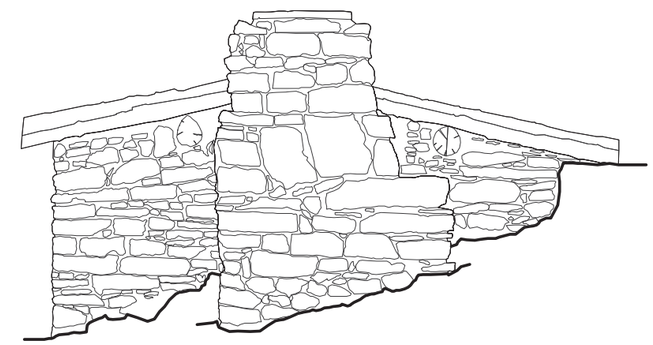

NORTH ELEVATION N

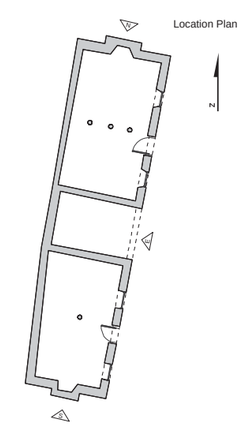

EAST CABIN ELEVATIONS

0 2.5 5 7.5 10 Feet

PIPE SPRING NATIONAL MONUMENT
NATIONAL PARK SERVICE, FREDONIA, ARIZONA

PROJECT DIRECTOR:
FRANK G. MATERO,
UNIVERSITY OF PENNSYLVANIA

PROJECT SUPERVISORS:
JOHN HINCHMAN
MEREDITH KELLER

DRAWN BY:
LAUREN V. DRAPALA
YARITZA HERNANDEZ
DIGITIZED FROM HABS DRAWINGS, 1940

ARCHITECTURAL CONSERVATION LABORATORY AND RESEARCH CENTER
GRADUATE PROGRAM IN HISTORIC PRESERVATION
SCHOOL OF DESIGN
UNIVERSITY OF PENNSYLVANIA

SPONSORED BY:
NATIONAL PARK SERVICE
SUPERINTENDENT OF PIPE SPRING:
JOHN HISCOCK

SHEET TITLE:
EAST CABIN: NORTH/SOUTH/EAST ELEVATIONS
ARCHITECTURAL DRAWINGS

SITE RECORDING:
JUNE, 2010

SHEET NO.:
A-2.2

WEST CABIN FLOOR PLAN

PIPE SPRING NATIONAL MONUMENT
NATIONAL PARK SERVICE, FREDONIA, ARIZONA

PROJECT DIRECTOR:
FRANK G. MATERO,
UNIVERSITY OF PENNSYLVANIA

PROJECT SUPERVISORS:
JOHN HINCHMAN
MEREDITH KELLER

LAUREN V. DRAPALA
YARITZA HERNANDEZ
DIGITIZED FROM HABS DRAWINGS, 1940

SPONSORED BY:
NATIONAL PARK SERVICE
SUPERINTENDENT OF PIPE SPRING:
JOHN HISCOCK

ARCHITECTURAL CONSERVATION LABORATORY AND RESEARCH CENTER
GRADUATE PROGRAM IN HISTORIC PRESERVATION
SCHOOL OF DESIGN
UNIVERSITY OF PENNSYLVANIA

SHEET TITLE:
WEST CABIN FLOOR PLAN
ARCHITECTURAL DRAWINGS

SITE RECORDING:
JUNE, 2010

SHEET NO.:
A-3.1



SOUTH ELEVATION S

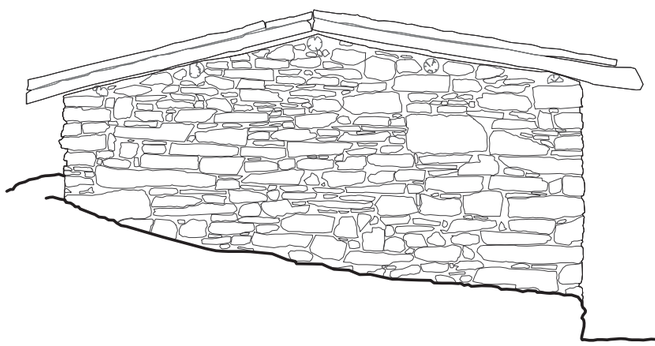

WEST ELEVATION W



EAST ELEVATION E

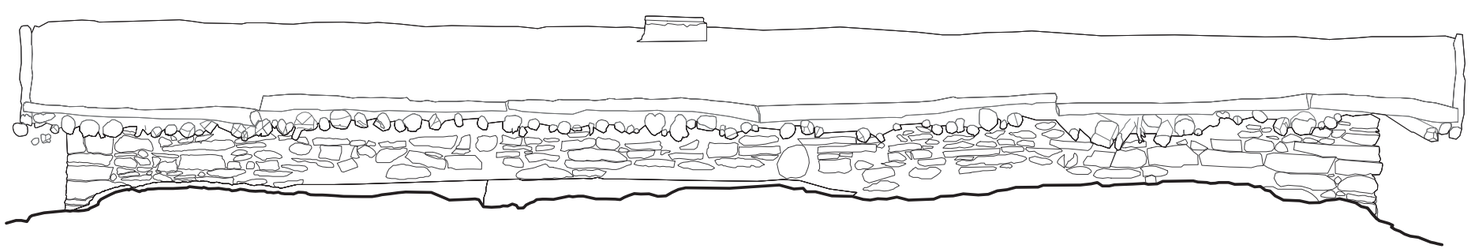

NORTH ELEVATION N

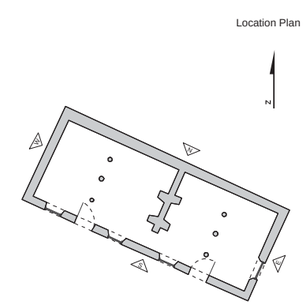

WEST CABIN ELEVATIONS

0 2.5 5 7.5 10 Feet

PIPE SPRING NATIONAL MONUMENT
NATIONAL PARK SERVICE, FREDONIA, ARIZONA

DRAWN BY:
LAUREN V. DRAPALA
YARITZA HERNANDEZ
DIGITIZED FROM HABS DRAWINGS, 1940

PROJECT DIRECTOR:
FRANK G. MATERO,
UNIVERSITY OF PENNSYLVANIA

PROJECT SUPERVISORS:
JOHN HINCHMAN
MEREDITH KELLER

SPONSORED BY:
NATIONAL PARK SERVICE
SUPERINTENDENT OF PIPE SPRING:
JOHN HISCOCK

ARCHITECTURAL CONSERVATION LABORATORY AND RESEARCH CENTER
UNIVERSITY OF PENNSYLVANIA
GRADUATE PROGRAM IN HISTORIC PRESERVATION
SCHOOL OF DESIGN

SHEET TITLE:
WEST CABIN: NORTH/EAST/WEST ELEVATIONS
ARCHITECTURAL DRAWINGS

SITE RECORDING:
JUNE, 2010

SHEET NO.:
A-3.2

APPENDIX F

DRAWINGS OF CONDITION, CONSTRUCTION AND MORTAR

FORT INTERIOR/EXTERIOR | CABINS INTERIOR/EXTERIOR

Surveys reflect existing conditions of the stone and mortar systems of the fort's exterior walls and the interior and exterior walls of the east and west cabins. These surveys use a series of hatches to locate each condition and indicate the extent of impact.

The fort's interior finishes and woodwork are included in surveys that represent both general and specific conditions. A closed symbol "●" identifies a condition within a specific location, whereas an open symbol "○" identifies a condition affecting an area or entire feature.

- Fort Interior
- Fort Exterior
- East Cabin Exterior and Interior
- West Cabin Exterior and Interior

WINSOR CASTLE

UPPER BUILDING

ROOM 102

CONDITIONS

- **Ef** EFFLORESCENCE
- **Dn** DELAMINATION
- **So** SOILING/SOOTING
- **Pi** PITTING
- **Lo** SURFACE AND FINISH LOSS
- **Dt** DETACHMENT
- **St** STAINING
- **Ad** INSECT DAMAGE | ANIMAL DEPOSITS
- **Gr** GRAFFITI
- **Ck** CRACKING
- **Dp** DISPLACEMENT
- **Rp** REPAIR
- **Rt** REPLACEMENT

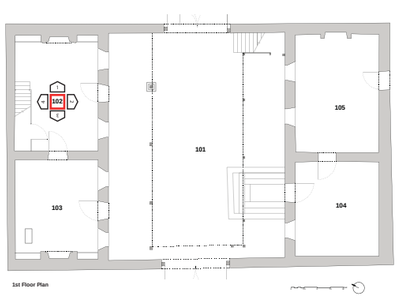



1

2

3

4

WINSOR CASTLE

UPPER BUILDING

ROOM 103

CONDITIONS

- **Ef** EFFLORESCENCE
- **Dn** DELAMINATION
- **So** SOILING/SOOTING
- **Pi** PITTING
- **Lo** SURFACE AND FINISH LOSS
- **Dt** DETACHMENT
- **St** STAINING
- **Ad** INSECT DAMAGE | ANIMAL DEPOSITS
- **Gr** GRAFFITI
- **Ck** CRACKING
- **Dp** DISPLACEMENT
- **Rp** REPAIR
- **Rt** REPLACEMENT

1

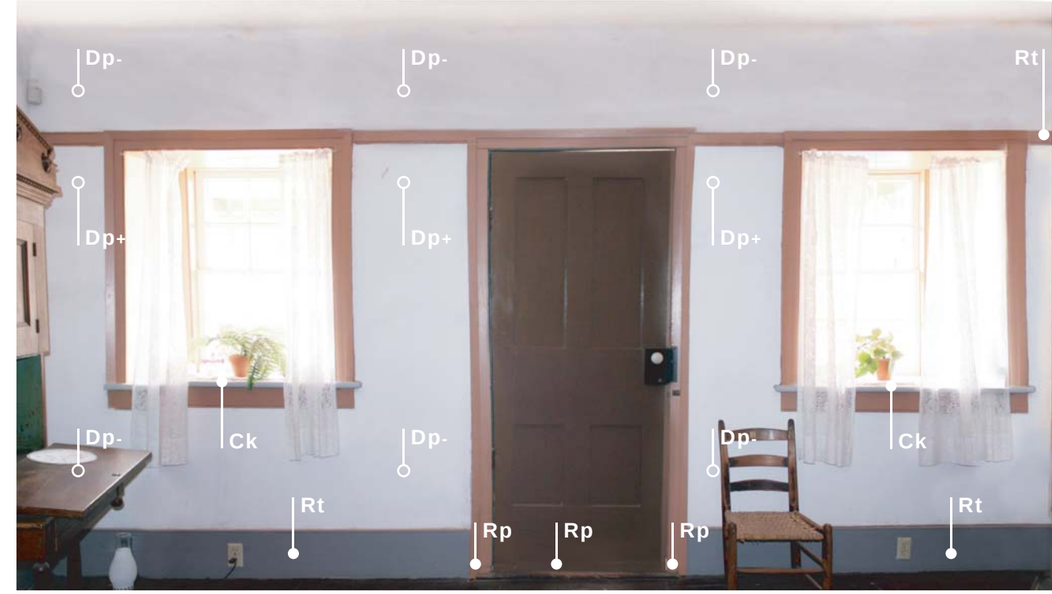

2

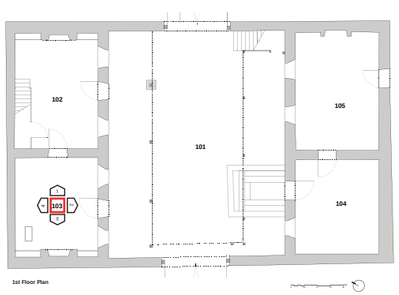

3

4

WINSOR CASTLE

LOWER BUILDING

ROOM 104

CONDITIONS

Ef EFFLORESCENCE
Dn DELAMINATION
So SOILING/SOOTING
Pi PITTING
Lo SURFACE AND FINISH LOSS
Dt DETACHMENT
St STAINING
Ad INSECT DAMAGE | ANIMAL DEPOSITS
Gr GRAFFITI
Ck CRACKING
Dp DISPLACEMENT
Rp REPAIR
Rt REPLACEMENT

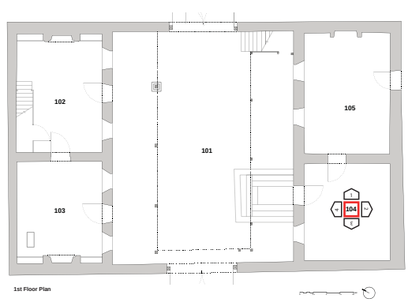

1

2



3

4

WINSOR CASTLE

LOWER BUILDING

ROOM 105

CONDITIONS

- **Ef** EFFLORESCENCE
- **Dn** DELAMINATION
- **So** SOILING/SOOTING
- **Pi** PITTING
- **Lo** SURFACE AND FINISH LOSS
- **Dt** DETACHMENT
- **St** STAINING
- **Ad** INSECT DAMAGE | ANIMAL DEPOSITS
- **Gr** GRAFFITI
- **Ck** CRACKING
- **Dp** DISPLACEMENT
- **Rp** REPAIR
- **Rt** REPLACEMENT
- **N1►** EXTENSIVE HAIRLINE CRACKING ON ALL WALLS
- **N2►** STAINING (LIKELY EFFLORESCENCE) ON FLOORS

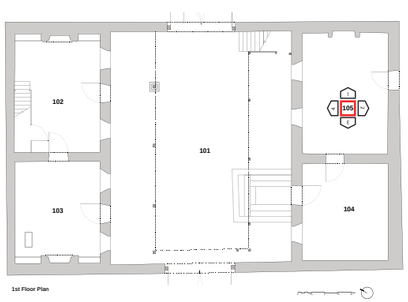

1

2

3

4

1

2

3

4

WINSOR CASTLE

UPPER BUILDING

ROOM 202

CONDITIONS

Ef	EFFLORESCENCE	**Ad**	INSECT DAMAGE AND ANIMAL DEPOSITS
Dn	DELAMINATION	**Gr**	GRAFFITI
So	SOILING/SOOTING	**Ck**	CRACKING
Pi	PITTING	**Dp**	DISPLACEMENT
Lo	SURFACE AND FINISH LOSS	**Rp**	REPAIR
Dt	DETACHMENT	**Rt**	REPLACEMENT
St	STAINING	**N3►**	FLOOR SAGS IN CENTER

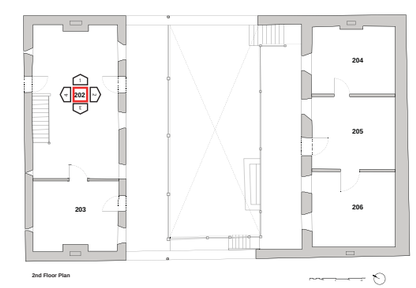

WINSOR CASTLE

UPPER BUILDING

ROOM 203

CONDITIONS

- **Ef** EFFLORESCENCE
- **Dn** DELAMINATION
- **So** SOILING/SOOTING
- **Pi** PITTING
- **Lo** SURFACE AND FINISH LOSS
- **Dt** DETACHMENT
- **St** STAINING
- **Ad** INSECT DAMAGE | ANIMAL DEPOSITS
- **Gr** GRAFFITI
- **Ck** CRACKING
- **Dp** DISPLACEMENT
- **Rp** REPAIR
- **Rt** REPLACEMENT
- **N4►** FLOOR SAGS IN CENTER

1

2

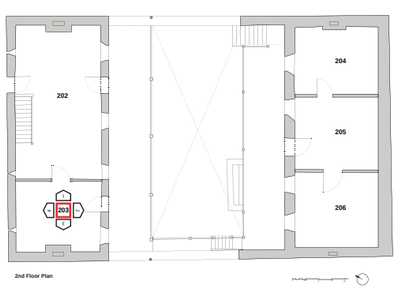

3



4

WINSOR CASTLE

LOWER BUILDING

ROOM 204

CONDITIONS

Ef EFFLORESCENCE
Dn DELAMINATION
So SOILING/SOOTING
Pi PITTING
Lo SURFACE AND FINISH LOSS
Dt DETACHMENT
St STAINING
Ad INSECT DAMAGE | ANIMAL DEPOSITS
Gr GRAFFITI
Ck CRACKING
Dp DISPLACEMENT
Rp REPAIR
Rt REPLACEMENT

1



2

3

4

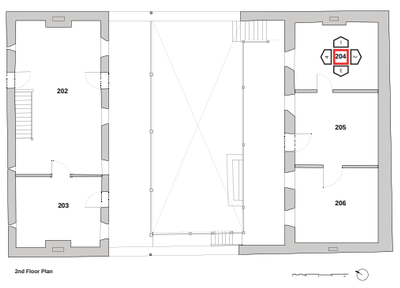

WINSOR CASTLE

LOWER BUILDING

ROOM 205

CONDITIONS

- **Ef** EFFLORESCENCE
- **Dn** DELAMINATION
- **So** SOILING/SOOTING
- **Pi** PITTING
- **Lo** SURFACE AND FINISH LOSS
- **Dt** DETACHMENT
- **St** STAINING
- **Ad** INSECT DAMAGE | ANIMAL DEPOSITS
- **Gr** GRAFFITI
- **Ck** CRACKING
- **Dp** DISPLACEMENT
- **Rp** REPAIR
- **Rt** REPLACEMENT

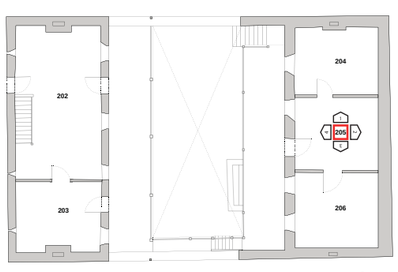

1

2

3

4

WINSOR CASTLE

LOWER BUILDING

ROOM 206

CONDITIONS

Ef EFFLORESCENCE
Dn DELAMINATION
So SOILING/SOOTING
Pi PITTING
Lo SURFACE AND FINISH LOSS
Dt DETACHMENT
St STAINING
Ad INSECT DAMAGE | ANIMAL DEPOSITS
Gr GRAFFITI
Ck CRACKING
Dp DISPLACEMENT
Rp REPAIR
Rt REPLACEMENT

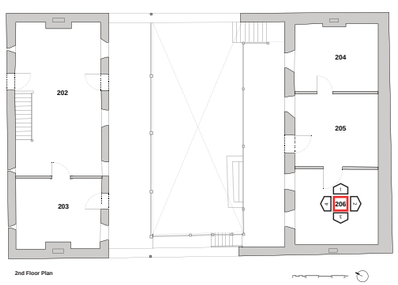

1

2



3



4

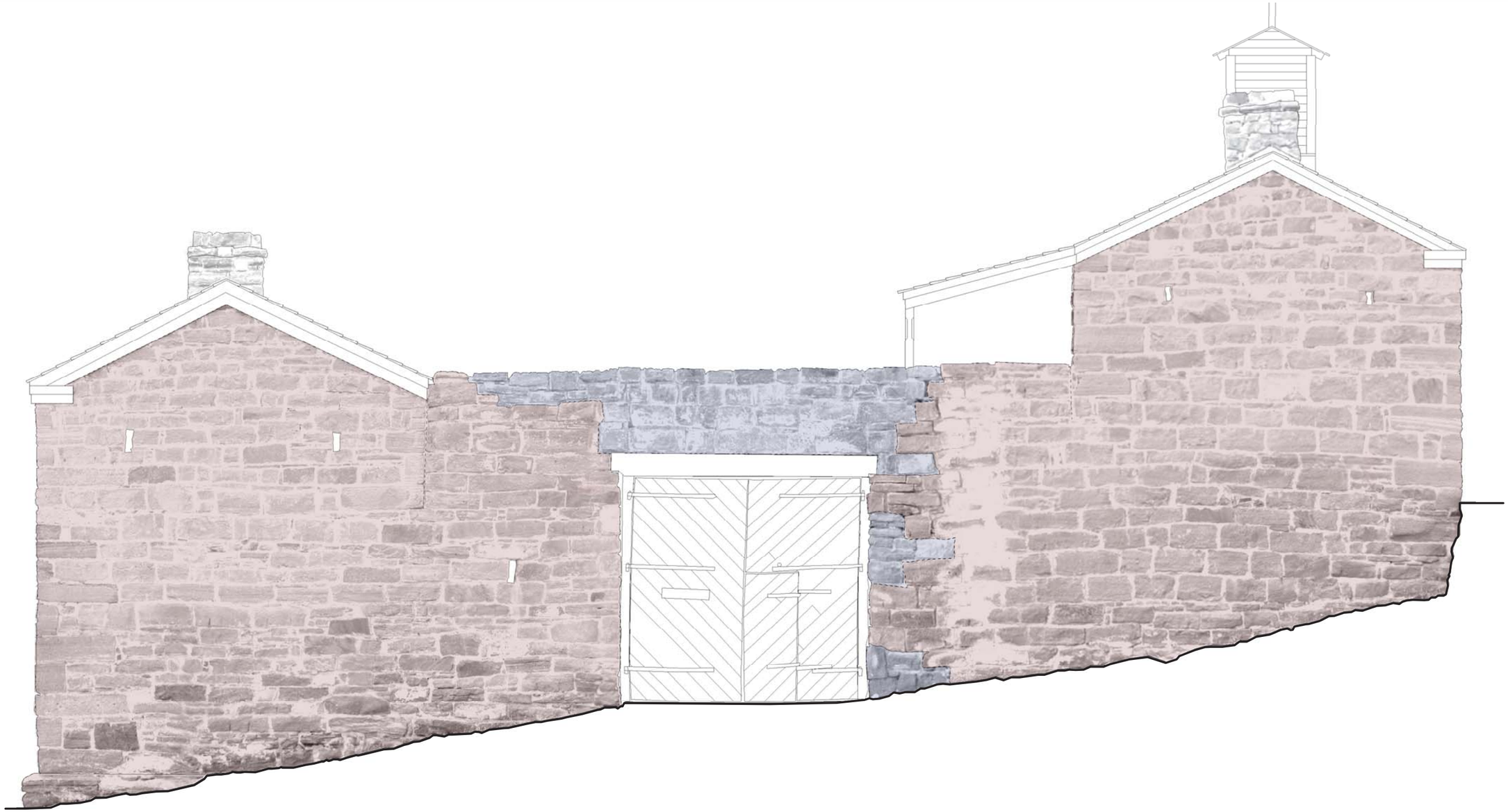

Original - 1923 Fabric 2007 Restoration

Location Plan

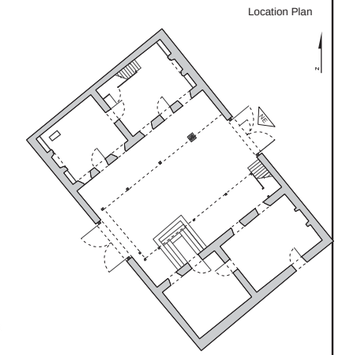

NORTHEAST ELEVATION

0 2.5 5 7.5 10 Feet

PIPE SPRING NATIONAL MONUMENT
NATIONAL PARK SERVICE, FREDONIA, ARIZONA

PROJECT DIRECTOR:
FRANK G. MATERO,
UNIVERSITY OF PENNSYLVANIA

PROJECT SUPERVISORS:
JOHN HINCHMAN
MEREDITH KELLER

LAUREN V. DRAPALA
YARITZA HERNANDEZ
DIGITIZED FROM HABS DRAWINGS, 1940

SPONSORED BY:
NATIONAL PARK SERVICE
SUPERINTENDENT OF PIPE SPRING:
JOHN HISCOCK

ARCHITECTURAL CONSERVATION LABORATORY AND RESEARCH CENTER
SCHOOL OF DESIGN
GRADUATE PROGRAM IN HISTORIC PRESERVATION
UNIVERSITY OF PENNSYLVANIA

SHEET TITLE:
WINSOR CASTLE : NORTHEAST ELEVATION
CONDITION SURVEY

SITE RECORDING:
OCTOBER, 2010

SHEET NO.:
B-1.1.1

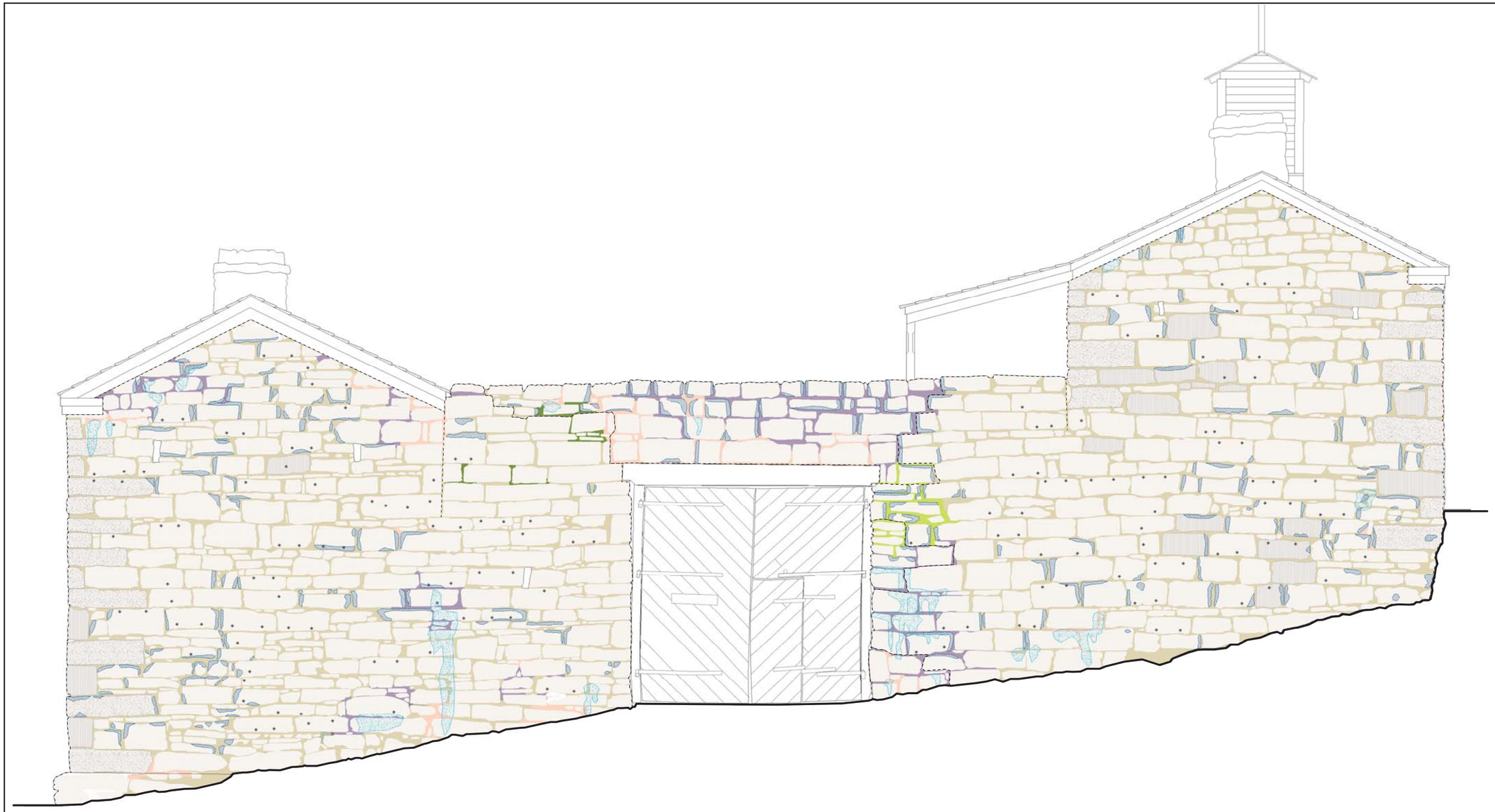

Location Plan

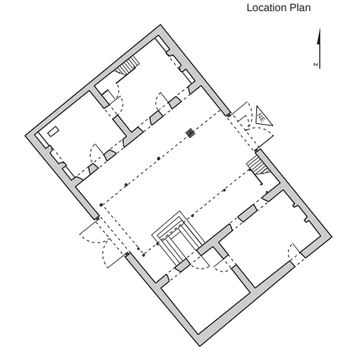

Construction Detail | Mortar Type

Quarrying Marks | Graffiti | Fills | Over Spill | Staining | Biogrowth | Caliche | Stippling | Vertical Tooling | Zig-Zag Tooling

Mortar Type A | Mortar Type B | Mortar Type C | Mortar Type D | Mortar Type E | Mortar Type F | Mortar Type G | Mortar Type H | Mortar Type I

NORTHEAST ELEVATION

0 2.5 5 7.5 10 Feet

PIPE SPRING NATIONAL MONUMENT
NATIONAL PARK SERVICE, FREDONIA, ARIZONA

SPONSORED BY:
NATIONAL PARK SERVICE
SUPERINTENDENT OF PIPE SPRING:
JOHN HISCOCK

LAUREN V. DRAPALA
YARITZA HERNANDEZ
DIGITIZED FROM HABS DRAWINGS, 1940

PROJECT DIRECTOR:
FRANK G. MATERO,
UNIVERSITY OF PENNSYLVANIA

PROJECT SUPERVISORS:
JOHN HINCHMAN
MEREDITH KELLER

ARCHITECTURAL CONSERVATION LABORATORY AND RESEARCH CENTER
UNIVERSITY OF PENNSYLVANIA
GRADUATE PROGRAM IN HISTORIC PRESERVATION
SCHOOL OF DESIGN

SHEET TITLE:
WINSOR CASTLE : NORTHEAST ELEVATION
CONDITION SURVEY

SITE RECORDING:
OCTOBER, 2010

SHEET NO.:
B-1.1.2

Location Plan

Condition

Loss | Partial Loss | Alveolar | Delamination | Differential Errosion | Moisture | Efflorescence | Displacement | Crystallization | Cracks

NORTHEAST ELEVATION

0 2.5 5 7.5 10 Feet

PIPE SPRING NATIONAL MONUMENT

NATIONAL PARK SERVICE, FREDONIA, ARIZONA

PROJECT DIRECTOR:
FRANK G. MATERO,
UNIVERSITY OF PENNSYLVANIA

PROJECT SUPERVISORS:
JOHN HINCHMAN
MEREDITH KELLER

LAUREN V. DRAPALA
YARITZA HERNANDEZ
DIGITIZED FROM HABS DRAWINGS, 1940

SPONSORED BY:
NATIONAL PARK SERVICE
SUPERINTENDENT OF PIPE SPRING:
JOHN HISCOCK

ARCHITECTURAL CONSERVATION LABORATORY AND RESEARCH CENTER

GRADUATE PROGRAM IN HISTORIC PRESERVATION

SCHOOL OF DESIGN

UNIVERSITY OF PENNSYLVANIA

SHEET TITLE:
WINSOR CASTLE : NORTHEAST ELEVATION
CONDITION SURVEY

SITE RECORDING:
OCTOBER, 2010

SHEET NO.:
B-1.1.3

NORTHWEST ELEVATION

Location Plan

PIPE SPRING NATIONAL MONUMENT

NATIONAL PARK SERVICE, FREDONIA, ARIZONA

PROJECT DIRECTOR:
FRANK G. MATERO,
UNIVERSITY OF PENNSYLVANIA

PROJECT SUPERVISORS:
JOHN HINCHMAN
MEREDITH KELLER

LAUREN V. DRAPALA
YARITZA HERNANDEZ
DIGITIZED FROM HABS DRAWINGS, 1940

SPONSORED BY:
NATIONAL PARK SERVICE
SUPERINTENDENT OF PIPE SPRING:
JOHN HISCOCK

ARCHITECTURAL CONSERVATION LABORATORY AND RESEARCH CENTER
GRADUATE PROGRAM IN HISTORIC PRESERVATION
UNIVERSITY OF PENNSYLVANIA
SCHOOL OF DESIGN

SHEET TITLE:
WINSOR CASTLE : ENORTHWEST ELEVATION
CONDITION SURVEY

SITE RECORDING:
OCTOBER, 2010

SHEET NO.:
B-1.2.1

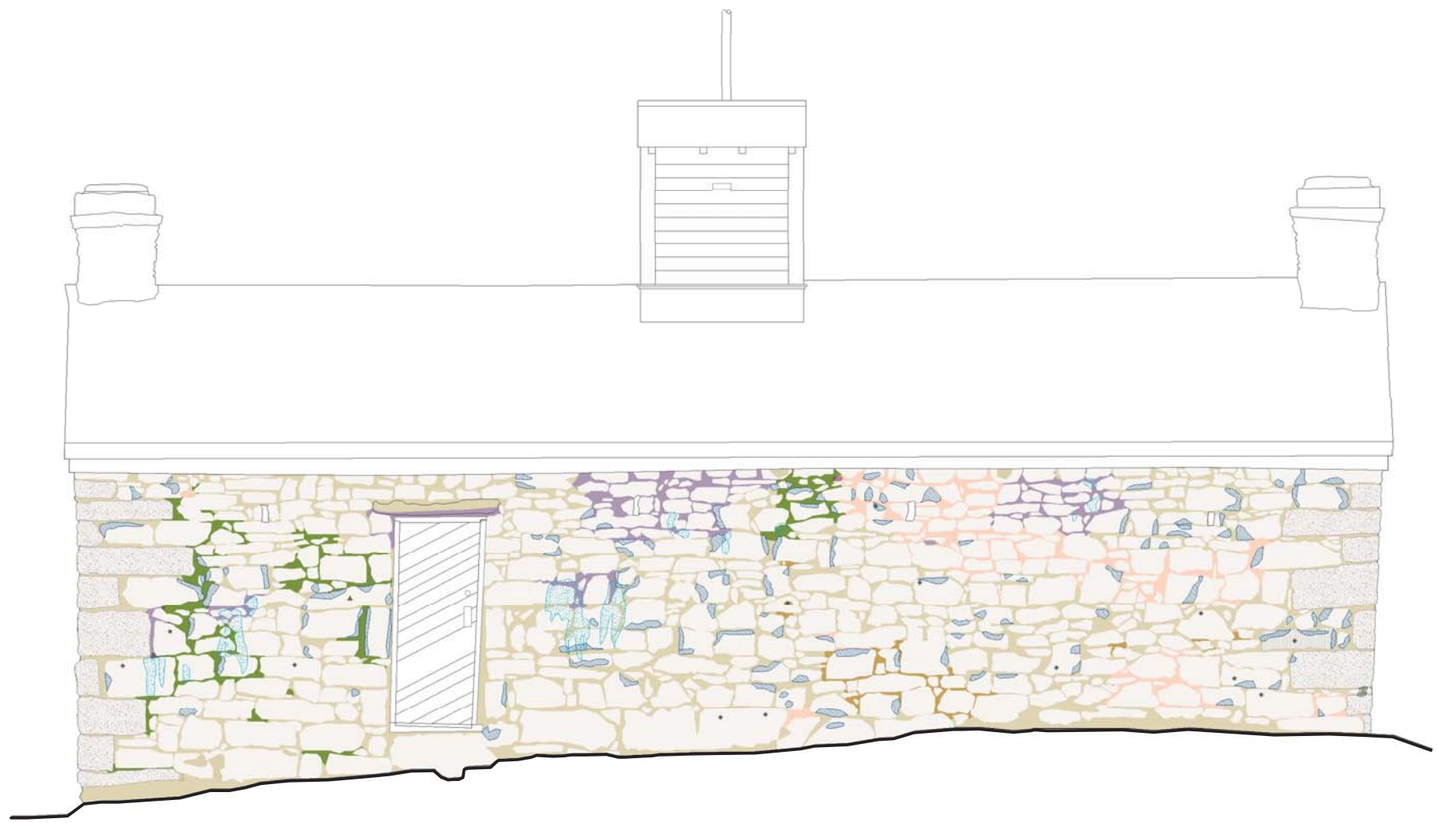

Construction Detail | Mortar Type

Quarrying Marks | Graffiti | Fills | Over Spill | Staining | Biogrowth | Caliche | Stippling | Vertical Tooling | Zig-Zag Tooling

Mortar Type A | Mortar Type B | Mortar Type C | Mortar Type D | Mortar Type E | Mortar Type F | Mortar Type G | Mortar Type H | Mortar Type I

NORTHWEST ELEVATION

0 2.5 5 7.5 10 Feet

Location Plan

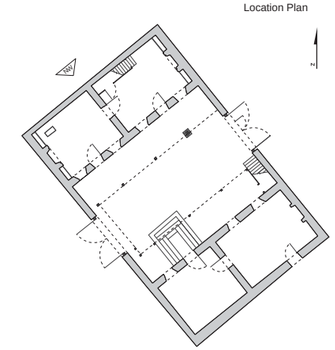

PIPE SPRING NATIONAL MONUMENT
NATIONAL PARK SERVICE, FREDONIA, ARIZONA

PROJECT DIRECTOR:
FRANK G. MATERO,
UNIVERSITY OF PENNSYLVANIA

PROJECT SUPERVISORS:
JOHN HINCHMAN
MEREDITH KELLER

SPONSORED BY:
NATIONAL PARK SERVICE
SUPERINTENDENT OF PIPE SPRING:
JOHN HISCOCK

LAUREN Y. DRAPALA
YARITZA HERNANDEZ
DIGITIZED FROM HABS DRAWINGS, 1940

ARCHITECTURAL CONSERVATION LABORATORY AND RESEARCH CENTER
UNIVERSITY OF PENNSYLVANIA
GRADUATE PROGRAM IN HISTORIC PRESERVATION
SCHOOL OF DESIGN

SHEET TITLE:
WINSOR CASTLE : NORTHWEST ELEVATIONS
CONDITION SURVEY

SITE RECORDING:
OCTOBER, 2010

SHEET NO.:
B-1.2.2

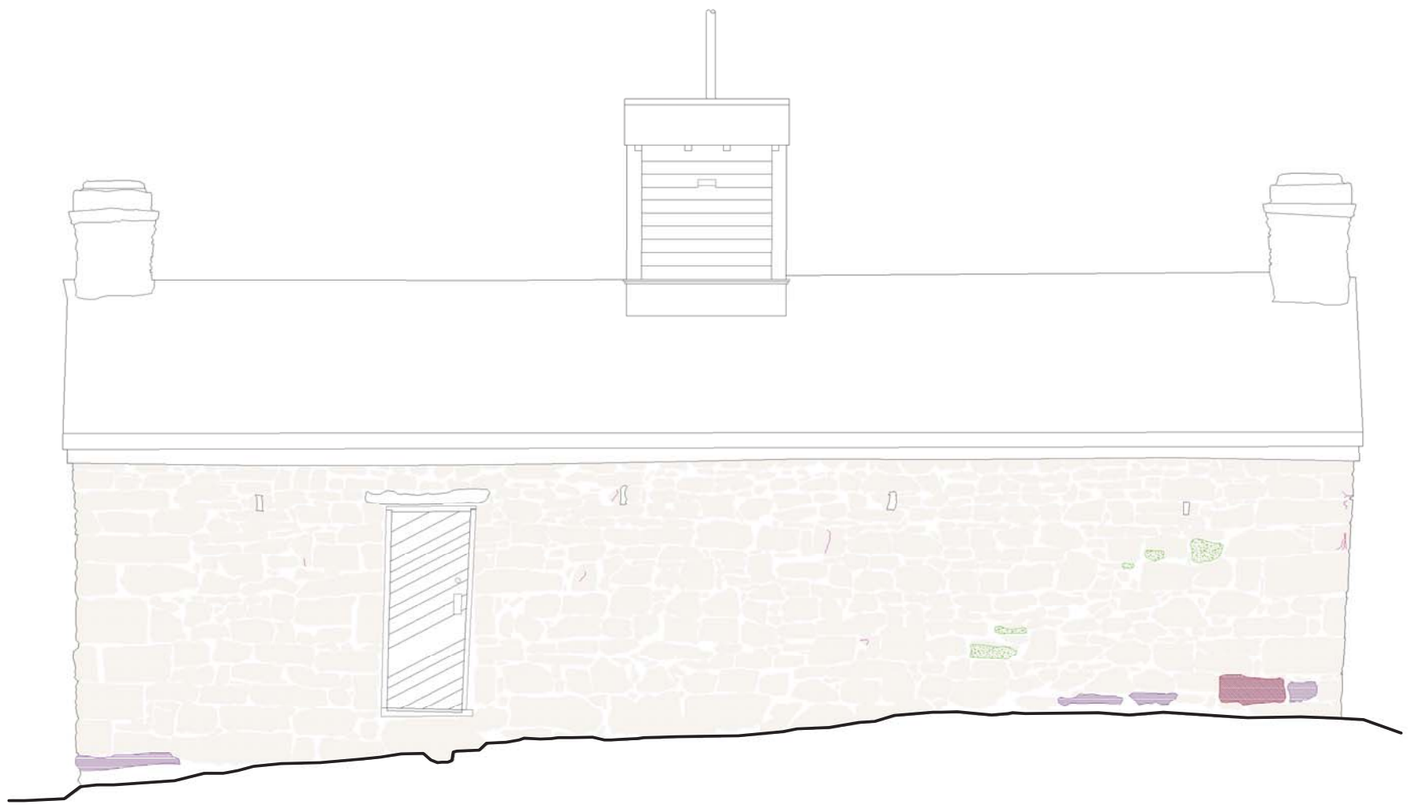

Condition

Loss | Partial Loss | Alveolar | Delamination | Differential Errosion | Moisture | Efflorescence | Displacement | Crystallization | Cracks

NORTHWEST ELEVATION

0 2.5 5 7.5 10 Feet

Location Plan

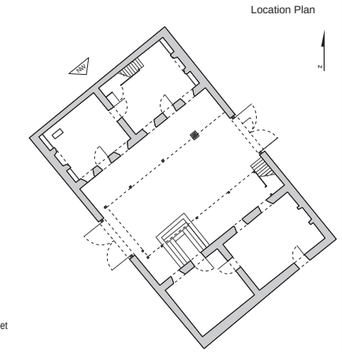

PIPE SPRING NATIONAL MONUMENT
NATIONAL PARK SERVICE, FREDONIA, ARIZONA

PROJECT DIRECTOR:
FRANK G. MATERO,
UNIVERSITY OF PENNSYLVANIA

PROJECT SUPERVISORS:
JOHN HINCHMAN
MEREDITH KELLER

LAUREN V. DRAPALA
YARITZA HERNANDEZ
DIGITIZED FROM HABS DRAWINGS, 1940

SPONSORED BY:
NATIONAL PARK SERVICE
SUPERINTENDENT OF PIPE SPRING:
JOHN HISCOCK

ARCHITECTURAL CONSERVATION LABORATORY AND RESEARCH CENTER
SCHOOL OF DESIGN
GRADUATE PROGRAM IN HISTORIC PRESERVATION
UNIVERSITY OF PENNSYLVANIA

SHEET TITLE:
WINSOR CASTLE : NORTHWEST ELEVATION
CONDITION SURVEY

SITE RECORDING:
OCTOBER, 2010

SHEET NO.:
B-1.2.3

SOUTHWEST ELEVATION

PIPE SPRING NATIONAL MONUMENT

NATIONAL PARK SERVICE, FREDONIA, ARIZONA

SHEET TITLE:	SPONSORED BY:		PROJECT DIRECTOR:	PROJECT SUPERVISORS:
WINSOR CASTLE : SOUTHWEST ELEVATION CONDITION SURVEY	NATIONAL PARK SERVICE SUPERINTENDENT OF PIPE SPRING: JOHN HISCOCK	LAUREN V. DRAPALA YARITZA HERNANDEZ DIGITIZED FROM HABS DRAWINGS, 1940	FRANK G. MATERO, UNIVERSITY OF PENNSYLVANIA	JOHN HINCHMAN MEREDITH KELLER

SHEET NO.:	SITE RECORDING:	
B-1.3.1	OCTOBER, 2010	ARCHITECTURAL CONSERVATION LABORATORY AND RESEARCH CENTER GRADUATE PROGRAM IN HISTORIC PRESERVATION SCHOOL OF DESIGN UNIVERSITY OF PENNSYLVANIA

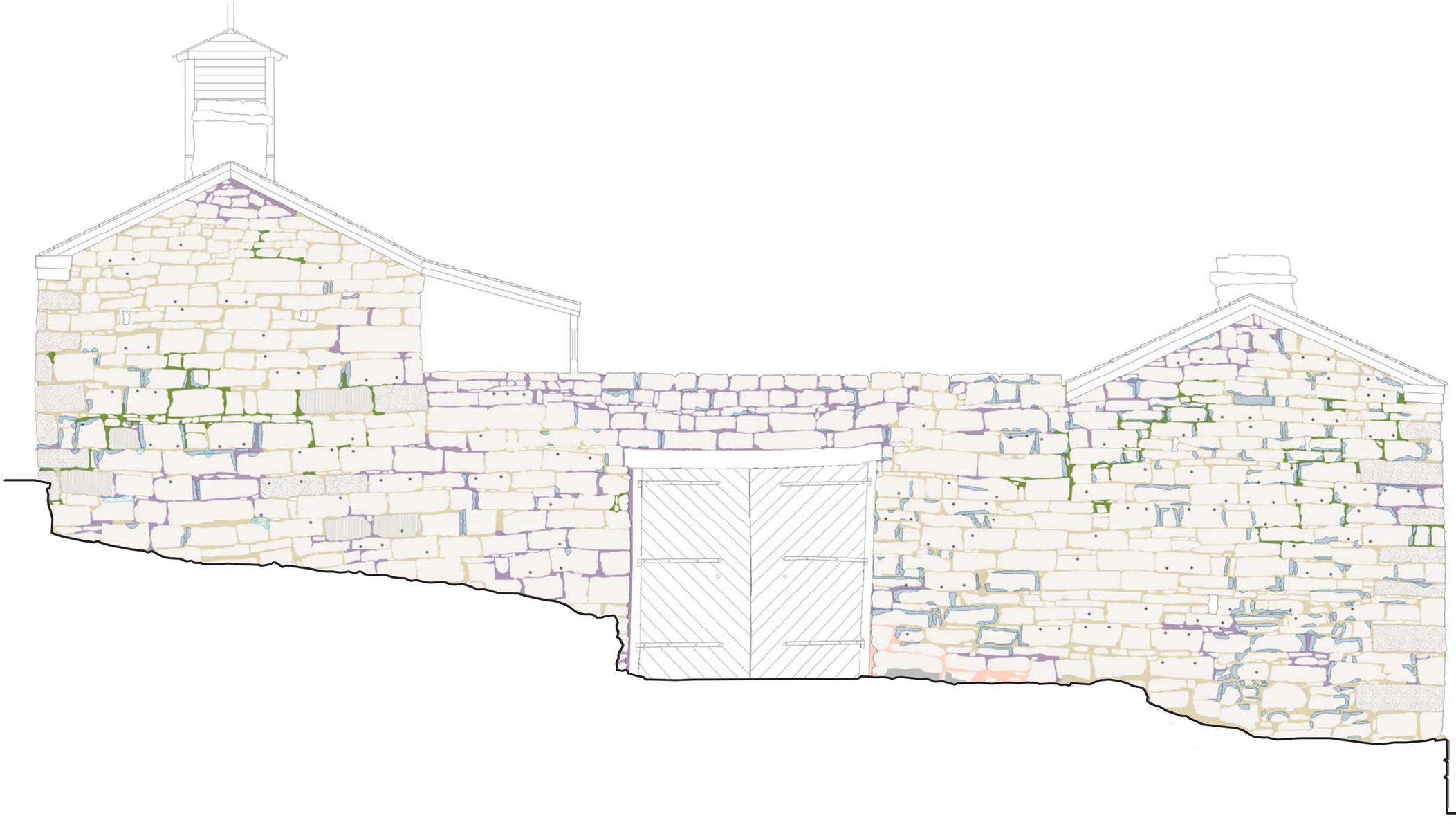

Location Plan

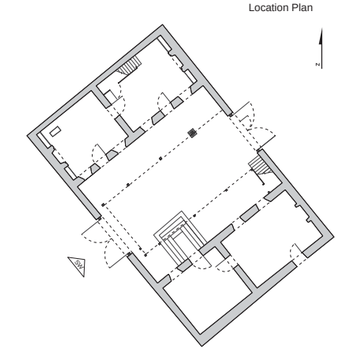

Construction Detail | Mortar Type

Quarrying Marks | Graffiti | Fills | Over Spill | Staining | Biogrowth | Caliche | Stippling | Vertical Tooling | Zig-Zag Tooling

Mortar Type A | Mortar Type B | Mortar Type C | Mortar Type D | Mortar Type E | Mortar Type F | Mortar Type G | Mortar Type H | Mortar Type I

SOUTHWEST ELEVATION

0 2.5 5 7.5 10 Feet

PIPE SPRING NATIONAL MONUMENT

NATIONAL PARK SERVICE, FREDONIA, ARIZONA

LAUREN V. DRAPALA
YARITZA HERNANDEZ
DIGITIZED FROM HABS DRAWINGS, 1940

PROJECT DIRECTOR:
FRANK G. MATERO,
UNIVERSITY OF PENNSYLVANIA

PROJECT SUPERVISORS:
JOHN HINCHMAN
MEREDITH KELLER

SPONSORED BY:
NATIONAL PARK SERVICE
SUPERINTENDENT OF PIPE SPRING:
JOHN HISCOCK

ARCHITECTURAL CONSERVATION LABORATORY AND RESEARCH CENTER
UNIVERSITY OF PENNSYLVANIA
SCHOOL OF DESIGN
GRADUATE PROGRAM IN HISTORIC PRESERVATION

SHEET TITLE:
WINSOR CASTLE : SOUTHWEST ELEVATION
CONDITION SURVEY

SITE RECORDING:
OCTOBER, 2010

SHEET NO.:
B-1.3.2

Location Plan

Condition

Loss | Partial Loss | Alveolar | Delamination | Differential Errosion | Moisture | Efflorescence | Displacement | Crystallization | Cracks

SOUTHWEST ELEVATION

0 2.5 5 7.5 10 Feet

PIPE SPRING NATIONAL MONUMENT

NATIONAL PARK SERVICE, FREDONIA, ARIZONA

PROJECT DIRECTOR:
FRANK G. MATERO,
UNIVERSITY OF PENNSYLVANIA

PROJECT SUPERVISORS:
JOHN HINCHMAN
MEREDITH KELLER

LAUREN V. DRAPALA
YARITZA HERNANDEZ
DIGITIZED FROM HABS DRAWINGS, 1940

SPONSORED BY:
NATIONAL PARK SERVICE
SUPERINTENDENT OF PIPE SPRING:
JOHN HISCOCK

ARCHITECTURAL CONSERVATION LABORATORY AND RESEARCH CENTER

SCHOOL OF DESIGN
UNIVERSITY OF PENNSYLVANIA

GRADUATE PROGRAM IN HISTORIC PRESERVATION

SHEET TITLE:
WINSOR CASTLE : SOUTHWEST ELEVATIONS
CONDITION SURVEY

SITE RECORDING:
OCTOBER, 2010

SHEET NO.:
B-1.3.3

Original - 1923 Fabric

1959 Restoration

SOUTHEAST ELEVATION

0 2.5 5 7.5 10 Feet

Location Plan

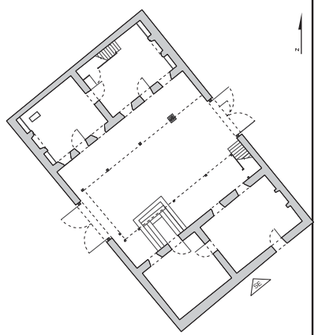

PIPE SPRING NATIONAL MONUMENT

NATIONAL PARK SERVICE, FREDONIA, ARIZONA

SPONSORED BY:
NATIONAL PARK SERVICE
SUPERINTENDENT OF PIPE SPRING:
JOHN HISCOCK

PROJECT DIRECTOR:
FRANK G. MATERO,
UNIVERSITY OF PENNSYLVANIA

PROJECT SUPERVISORS:
JOHN HINCHMAN
MEREDITH KELLER

LAUREN V. DRAPALA
YARITZA HERNANDEZ
DIGITIZED FROM HABS DRAWINGS, 1940

ARCHITECTURAL CONSERVATION LABORATORY AND RESEARCH CENTER
SCHOOL OF DESIGN
GRADUATE PROGRAM IN HISTORIC PRESERVATION
UNIVERSITY OF PENNSYLVANIA

SHEET TITLE:
WINSOR CASTLE : SOUTHEAST ELEVATION
CONDITION SURVEY

SITE RECORDING:
OCTOBER, 2010

SHEET NO.:
B-1.4.1

Construction Detail | Mortar Type

Quarrying Marks | Graffiti | Fills | Over Spill | Staining | Biogrowth | Caliche | Stippling | Vertical Tooling | Zig-Zag Tooling

Mortar Type A | Mortar Type B | Mortar Type C | Mortar Type D | Mortar Type E | Mortar Type F | Mortar Type G | Mortar Type H | Mortar Type I

SOUTHEAST ELEVATION

0 2.5 5 7.5 10 Feet

Location Plan

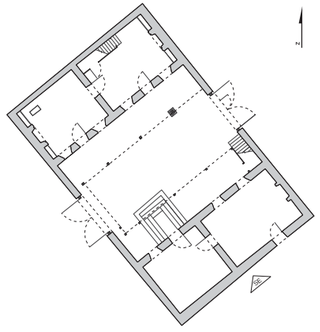

PIPE SPRING NATIONAL MONUMENT

NATIONAL PARK SERVICE, FREDONIA, ARIZONA

LAUREN V. DRAPALA
YARITZA HERNANDEZ
DIGITIZED FROM HABS DRAWINGS, 1940

PROJECT DIRECTOR:
FRANK G. MATERO,
UNIVERSITY OF PENNSYLVANIA

PROJECT SUPERVISORS:
JOHN HINCHMAN
MEREDITH KELLER

SPONSORED BY:
NATIONAL PARK SERVICE
SUPERINTENDENT OF PIPE SPRING:
JOHN HISCOCK

ARCHITECTURAL CONSERVATION LABORATORY AND RESEARCH CENTER
GRADUATE PROGRAM IN HISTORIC PRESERVATION
SCHOOL OF DESIGN
UNIVERSITY OF PENNSYLVANIA

SHEET TITLE:
WINSOR CASTLE : SOUTHEAST ELEVATION
ARCHITECTURAL DRAWINGS

SITE RECORDING:
OCTOBER, 2010

SHEET NO.:
B-1.4.2

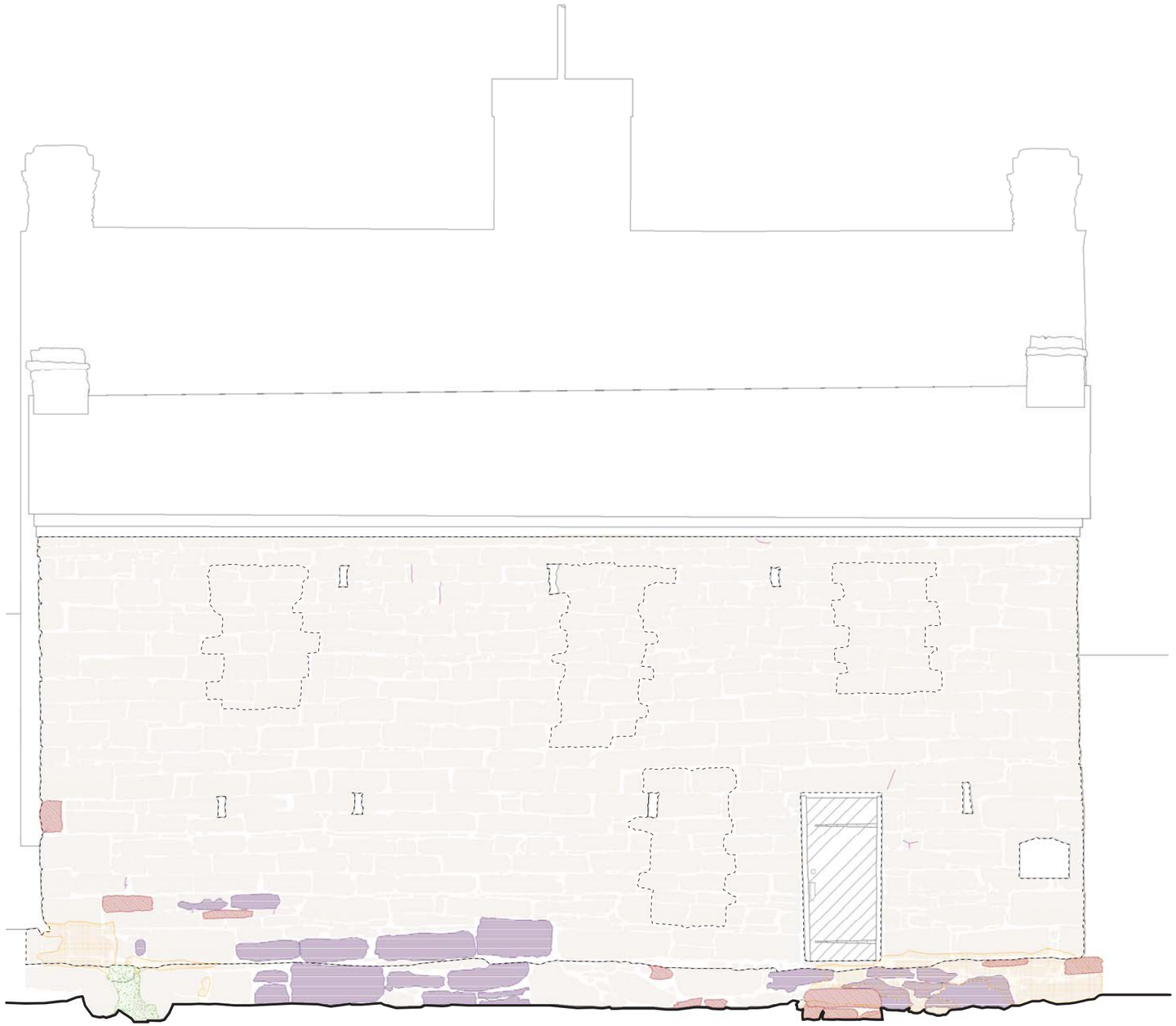

Condition

Loss | Partial Loss | Alveolar | Delamination | Differential Errosion | Moisture | Efflorescence | Displacement | Crystallization | Cracks

SOUTHEAST ELEVATION

0 2.5 5 7.5 10 Feet

Location Plan

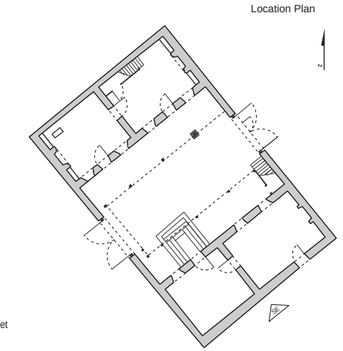

PIPE SPRING NATIONAL MONUMENT
NATIONAL PARK SERVICE, FREDONIA, ARIZONA

PROJECT DIRECTOR:
FRANK G. MATERO,
UNIVERSITY OF PENNSYLVANIA

PROJECT SUPERVISORS:
JOHN HINCHMAN
MEREDITH KELLER

LAUREN V. DRAPALA
YARITZA HERNANDEZ
DIGITIZED FROM HABS DRAWINGS, 1940

SPONSORED BY:
NATIONAL PARK SERVICE
SUPERINTENDENT OF PIPE SPRING:
JOHN HISCOCK

ARCHITECTURAL CONSERVATION LABORATORY AND RESEARCH CENTER
SCHOOL OF DESIGN
GRADUATE PROGRAM IN HISTORIC PRESERVATION
UNIVERSITY OF PENNSYLVANIA

SHEET TITLE:
WINSOR CASTLE : SOUTHEAST ELEVATION
CONDITION SURVEY

SITE RECORDING:
OCTOBER, 2010

SHEET NO.:
B-1.4.3

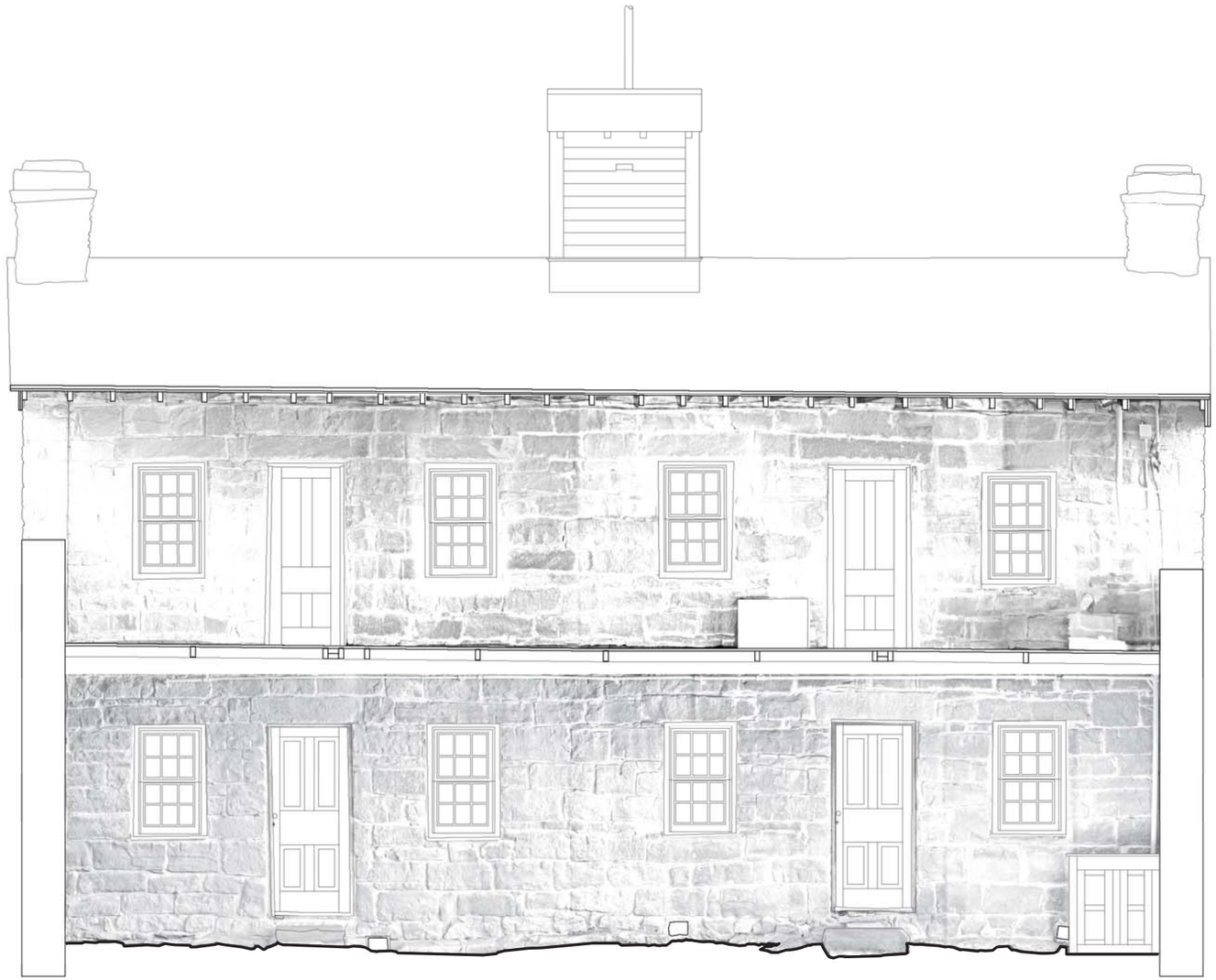

SOUTHEAST ELEVATION OF UPPER BUILDING - SECTION Z-Z

0 2.5 5 7.5 10 Feet

Location Plan

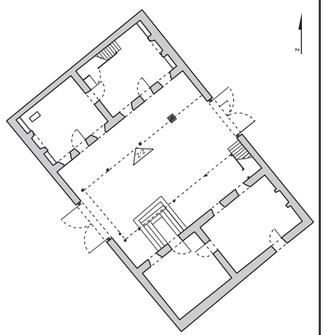

PIPE SPRING NATIONAL MONUMENT
NATIONAL PARK SERVICE, FREDONIA, ARIZONA

PROJECT DIRECTOR:
FRANK G. MATERO,
UNIVERSITY OF PENNSYLVANIA

PROJECT SUPERVISORS:
JOHN HINCHMAN
MEREDITH KELLER

LAUREN V. DRAPALA
YARITZA HERNANDEZ
DIGITIZED FROM HABS DRAWINGS, 1940

SPONSORED BY:
NATIONAL PARK SERVICE
SUPERINTENDENT OF PIPE SPRING:
JOHN HISCOCK

ARCHITECTURAL CONSERVATION LABORATORY AND RESEARCH CENTER
GRADUATE PROGRAM IN HISTORIC PRESERVATION
UNIVERSITY OF PENNSYLVANIA
SCHOOL OF DESIGN

SHEET TITLE:
WINSOR CASTLE : SOUTHEAST ELEVATION
CONDITION SURVEY

SITE RECORDING:
OCTOBER, 2010

SHEET NO.:
B-1.5.1

Construction Detail | Mortar Type

- Quarrying Marks
- Graffiti
- Fills
- Over Spill
- Staining
- Biogrowth
- Caliche
- Stippling
- Vertical Tooling
- Zig-Zag Tooling
- Mortar Type A
- Mortar Type B
- Mortar Type C
- Mortar Type D
- Mortar Type E
- Mortar Type F
- Mortar Type G
- Mortar Type H
- Mortar Type I

SOUTHEAST ELEVATION OF UPPER BUILDING - SECTION Z-Z

0 2.5 5 7.5 10 Feet

Location Plan

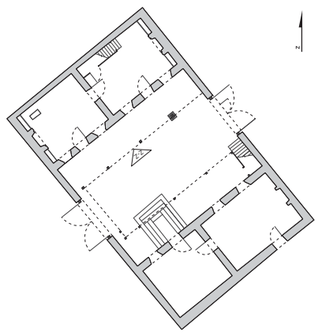

PIPE SPRING NATIONAL MONUMENT

NATIONAL PARK SERVICE, FREDONIA, ARIZONA

SPONSORED BY:
NATIONAL PARK SERVICE
SUPERINTENDENT OF PIPE SPRING:
JOHN HISCOCK

LAUREN V. DRAPALA
YARITZA HERNANDEZ
DIGITIZED FROM HABS DRAWINGS, 1940

PROJECT DIRECTOR:
FRANK G. MATERO,
UNIVERSITY OF PENNSYLVANIA

PROJECT SUPERVISORS:
JOHN HINCHMAN
MEREDITH KELLER

ARCHITECTURAL CONSERVATION LABORATORY AND RESEARCH CENTER

GRADUATE PROGRAM IN HISTORIC PRESERVATION
SCHOOL OF DESIGN
UNIVERSITY OF PENNSYLVANIA

SHEET TITLE:
WINSOR CASTLE : SOUTHEAST ELEVATION
CONDITION SURVEY

SITE RECORDING:
OCTOBER, 2010

SHEET NO.:
B-1.5.2

Condition

Loss | Partial Loss | Alveolar | Delamination | Differential Errosion | Moisture | Efflorescence | Displacement | Crystallization | Cracks

SOUTHEAST ELEVATION OF UPPER BUILDING - SECTION Z-Z

0 2.5 5 7.5 10 Feet

Location Plan

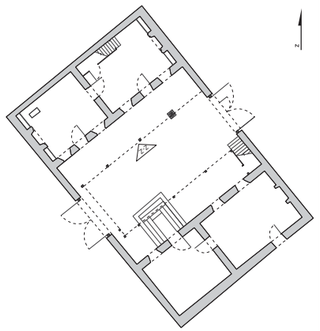

PIPE SPRING NATIONAL MONUMENT
NATIONAL PARK SERVICE, FREDONIA, ARIZONA

PROJECT DIRECTOR:
FRANK G. MATERO,
UNIVERSITY OF PENNSYLVANIA

PROJECT SUPERVISORS:
JOHN HINCHMAN
MEREDITH KELLER

LAUREN V. DRAPALA
YARITZA HERNANDEZ
DIGITIZED FROM HABS DRAWINGS, 1940

SPONSORED BY:
NATIONAL PARK SERVICE
SUPERINTENDENT OF PIPE SPRING:
JOHN HISCOCK

ARCHITECTURAL CONSERVATION LABORATORY AND RESEARCH CENTER
GRADUATE PROGRAM IN HISTORIC PRESERVATION
SCHOOL OF DESIGN
UNIVERSITY OF PENNSYLVANIA

SHEET TITLE:
WINSOR CASTLE : SOUTHEAST ELEVATION
CONDITION SURVEY

SITE RECORDING:
OCTOBER, 2010

SHEET NO.:
B-1.5.3

NORTHWEST ELEVATION OF LOWER BUILDING - SECTION Y-Y

0 2.5 5 7.5 10 Feet

Location Plan

PIPE SPRING NATIONAL MONUMENT
NATIONAL PARK SERVICE, FREDONIA, ARIZONA

PROJECT DIRECTOR:
FRANK G. MATERO,
UNIVERSITY OF PENNSYLVANIA

PROJECT SUPERVISORS:
JOHN HINCHMAN
MEREDITH KELLER

LAUREN V. DRAPALA
YARITZA HERNANDEZ
DIGITIZED FROM HABS DRAWINGS, 1940

SPONSORED BY:
NATIONAL PARK SERVICE
SUPERINTENDENT OF PIPE SPRING:
JOHN HISCOCK

ARCHITECTURAL CONSERVATION LABORATORY AND RESEARCH CENTER
UNIVERSITY OF PENNSYLVANIA
GRADUATE PROGRAM IN HISTORIC PRESERVATION
SCHOOL OF DESIGN

SHEET TITLE:
WINSOR CASTLE : NORTHWEST ELEVATION
CONDITION SURVEY

SITE RECORDING:
OCTOBER, 2010

SHEET NO.:
B-1.6.1

Location Plan

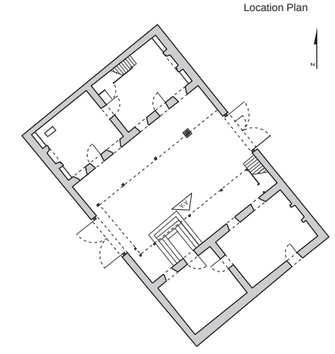

Construction Detail | Mortar Type

Quarrying Marks | Graffiti | Fills | Over Spill | Staining | Biogrowth | Caliche | Stippling | Vertical Tooling | Zig-Zag Tooling

Mortar Type A | Mortar Type B | Mortar Type C | Mortar Type D | Mortar Type E | Mortar Type F | Mortar Type G | Mortar Type H | Mortar Type I

NORTHWEST ELEVATION OF LOWER BUILDING - SECTION Y-Y

0 2.5 5 7.5 10 Feet

PIPE SPRING NATIONAL MONUMENT

NATIONAL PARK SERVICE, FREDONIA, ARIZONA

SPONSORED BY:
NATIONAL PARK SERVICE
SUPERINTENDENT OF PIPE SPRING:
JOHN HISCOCK

PROJECT DIRECTOR:
FRANK G. MATERO,
UNIVERSITY OF PENNSYLVANIA

PROJECT SUPERVISORS:
JOHN HINCHMAN
MEREDITH KELLER

LAUREN V. DRAPALA
YARITZA HERNANDEZ
DIGITIZED FROM HABS DRAWINGS, 1940

ARCHITECTURAL CONSERVATION LABORATORY AND RESEARCH CENTER
UNIVERSITY OF PENNSYLVANIA
SCHOOL OF DESIGN
GRADUATE PROGRAM IN HISTORIC PRESERVATION

SHEET TITLE:
WINSOR CASTLE : NORTHWEST ELEVATION
CONDITION SURVEY

SITE RECORDING:
OCTOBER, 2010

SHEET NO.:
B-1.6.2

Condition

Loss | Partial Loss | Alveolar | Delamination | Differential Errosion | Moisture | Efflorescence | Displacement | Crystallization | Cracks

NORTHWEST ELEVATION OF LOWER BUILDING - SECTION Y-Y

0 2.5 5 7.5 10 Feet

Location Plan

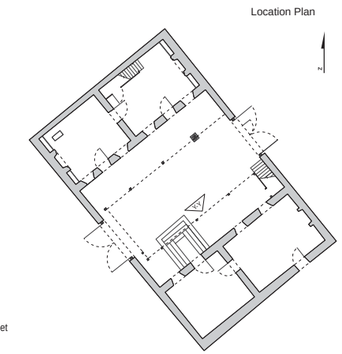

PIPE SPRING NATIONAL MONUMENT
NATIONAL PARK SERVICE, FREDONIA, ARIZONA

SPONSORED BY:
NATIONAL PARK SERVICE
SUPERINTENDENT OF PIPE SPRING:
JOHN HISCOCK

PROJECT DIRECTOR:
FRANK G. MATERO,
UNIVERSITY OF PENNSYLVANIA

PROJECT SUPERVISORS:
JOHN HINCHMAN
MEREDITH KELLER

LAUREN V. DRAPALA
YARITZA HERNANDEZ
DIGITIZED FROM HABS DRAWINGS, 1940

ARCHITECTURAL CONSERVATION LABORATORY AND RESEARCH CENTER
SCHOOL OF DESIGN
GRADUATE PROGRAM IN HISTORIC PRESERVATION
UNIVERSITY OF PENNSYLVANIA

SHEET TITLE:
WINSOR CASTLE : NORTHWEST ELEVATION
CONDITION SURVEY

SITE RECORDING:
OCTOBER, 2010

SHEET NO.:
B-1.6.3

SECTION X-X

SECTION V-V

Location Plan

PIPE SPRING NATIONAL MONUMENT

NATIONAL PARK SERVICE, FREDONIA, ARIZONA

PROJECT DIRECTOR:
FRANK G. MATERO,
UNIVERSITY OF PENNSYLVANIA

PROJECT SUPERVISORS:
JOHN HINCHMAN
MEREDITH KELLER

LAUREN V. DRAPALA
YARITZA HERNANDEZ
DIGITIZED FROM HABS DRAWINGS, 1940

SPONSORED BY:
NATIONAL PARK SERVICE
SUPERINTENDENT OF PIPE SPRING:
JOHN HISCOCK

ARCHITECTURAL CONSERVATION LABORATORY AND RESEARCH CENTER

GRADUATE PROGRAM IN HISTORIC PRESERVATION
SCHOOL OF DESIGN
UNIVERSITY OF PENNSYLVANIA

SHEET TITLE:
WINSOR CASTLE : INTERIOR ELEVATIONS
CONDITION SURVEY

SITE RECORDING:
OCTOBER, 2010

SHEET NO.:
B-1.7.1

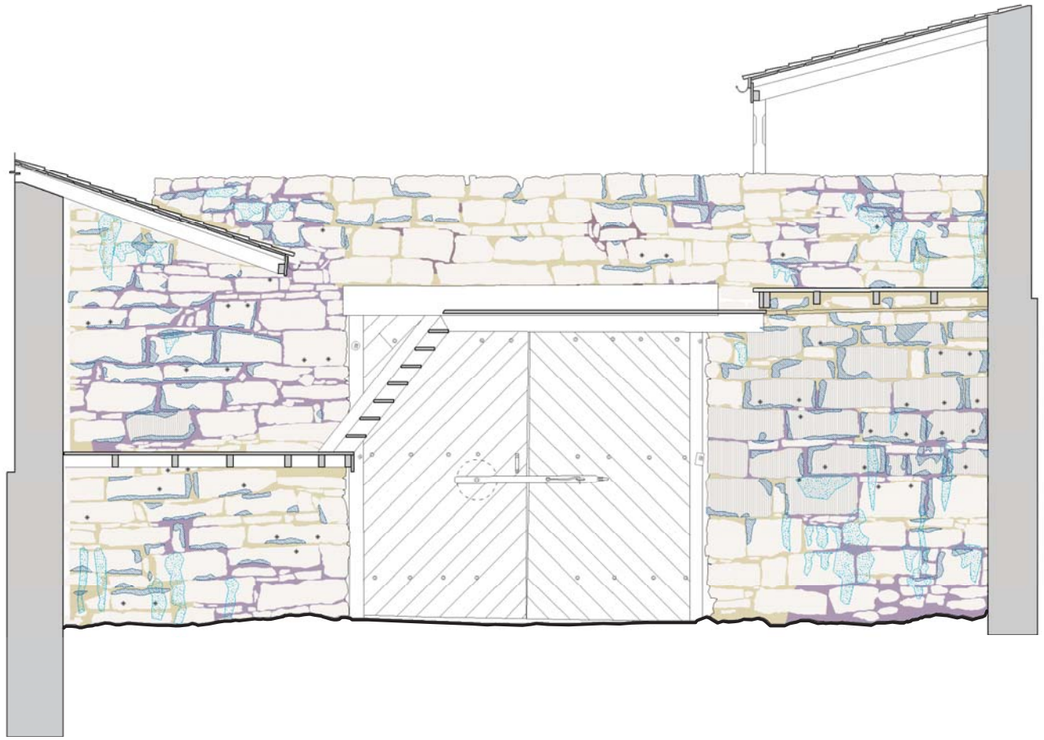

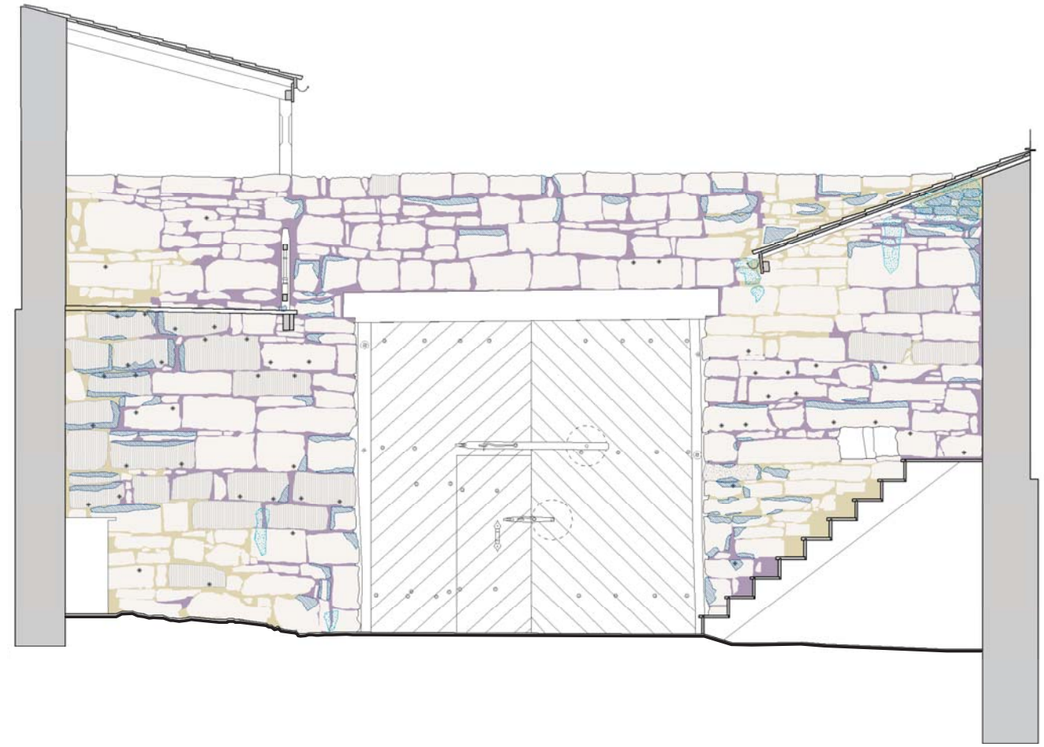

Construction Detail | Mortar Type

- Quarrying Marks
- Graffiti
- Fills
- Over Spill
- Staining
- Biogrowth
- Caliche
- Stippling
- Vertical Tooling
- Zig-Zag Tooling
- Mortar Type A
- Mortar Type B
- Mortar Type C
- Mortar Type D
- Mortar Type E
- Mortar Type F
- Mortar Type G
- Mortar Type H
- Mortar Type I

SECTION X-X

SECTION V-V

0 2.5 5 7.5 10 Feet

Location Plan

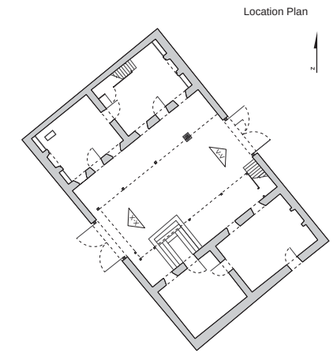

PIPE SPRING NATIONAL MONUMENT

NATIONAL PARK SERVICE, FREDONIA, ARIZONA

SPONSORED BY:
NATIONAL PARK SERVICE
SUPERINTENDENT OF PIPE SPRING:
JOHN HISCOCK

LAUREN V. DRAPALA
YARITZA HERNANDEZ
DIGITIZED FROM HABS DRAWINGS, 1940

PROJECT DIRECTOR:
FRANK G. MATERO,
UNIVERSITY OF PENNSYLVANIA

PROJECT SUPERVISORS:
JOHN HINCHMAN
MEREDITH KELLER

ARCHITECTURAL CONSERVATION LABORATORY AND RESEARCH CENTER

GRADUATE PROGRAM IN HISTORIC PRESERVATION
SCHOOL OF DESIGN
UNIVERSITY OF PENNSYLVANIA

SHEET TITLE:
WINSOR CASTLE : INTERIOR ELEVATIONS
CONDITION SURVEY

SITE RECORDING:
OCTOBER, 2010

SHEET NO.:
B-1.7.2

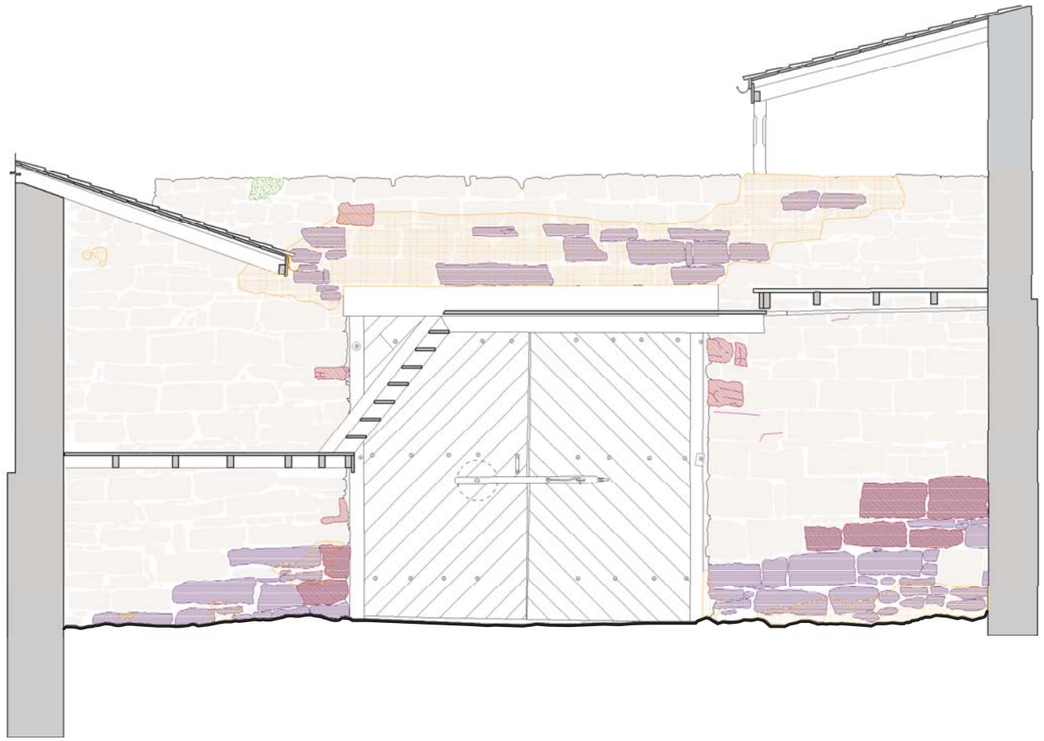

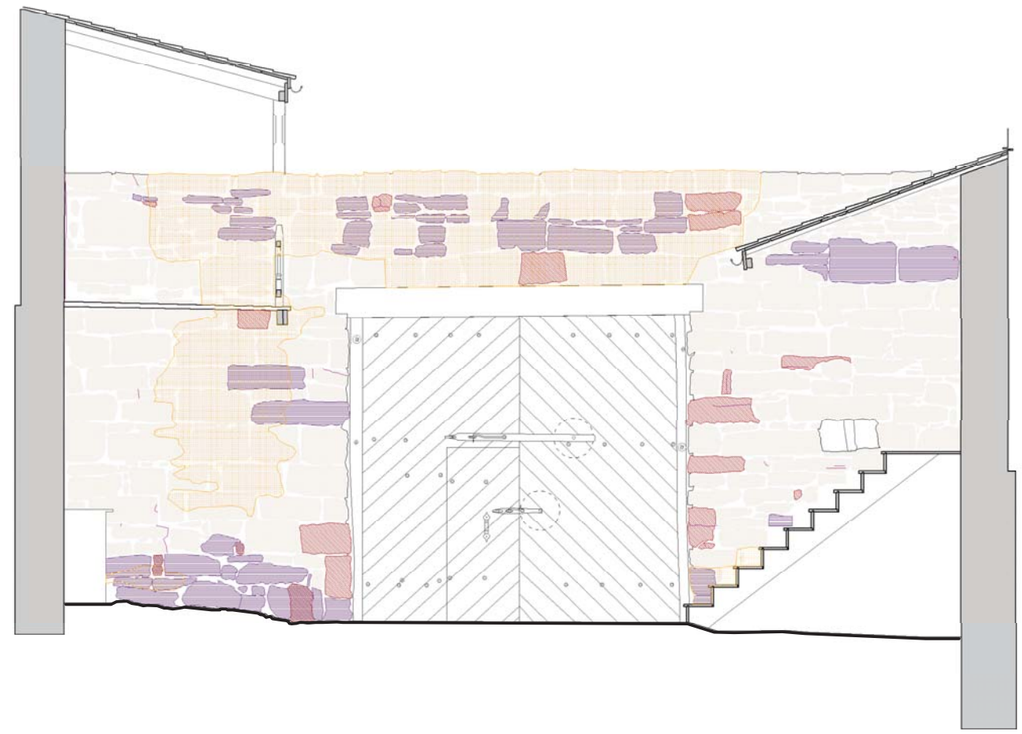

Condition

Loss | Partial Loss | Alveolar | Delamination | Differential Errosion | Moisture | Efflorescence | Displacement | Crystallization | Cracks

SECTION X-X

SECTION V-V

0 2.5 5 7.5 10 Feet

Location Plan

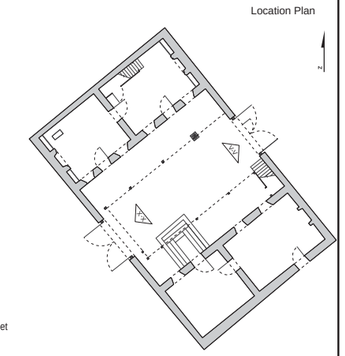

PIPE SPRING NATIONAL MONUMENT

NATIONAL PARK SERVICE, FREDONIA, ARIZONA

PROJECT DIRECTOR:
FRANK G. MATERO,
UNIVERSITY OF PENNSYLVANIA

PROJECT SUPERVISORS:
JOHN HINCHMAN
MEREDITH KELLER

LAUREN V. DRAPALA
YARITZA HERNANDEZ
DIGITIZED FROM HABS DRAWINGS, 1940

SPONSORED BY:
NATIONAL PARK SERVICE
SUPERINTENDENT OF PIPE SPRING:
JOHN HISCOCK

ARCHITECTURAL CONSERVATION LABORATORY AND RESEARCH CENTER

SCHOOL OF DESIGN
GRADUATE PROGRAM IN HISTORIC PRESERVATION
UNIVERSITY OF PENNSYLVANIA

SHEET TITLE:
WINSOR CASTLE : INTERIOR ELEVATIONS
CONDITION SURVEY

SITE RECORDING:
OCTOBER, 2010

SHEET NO.:
B-1.7.3

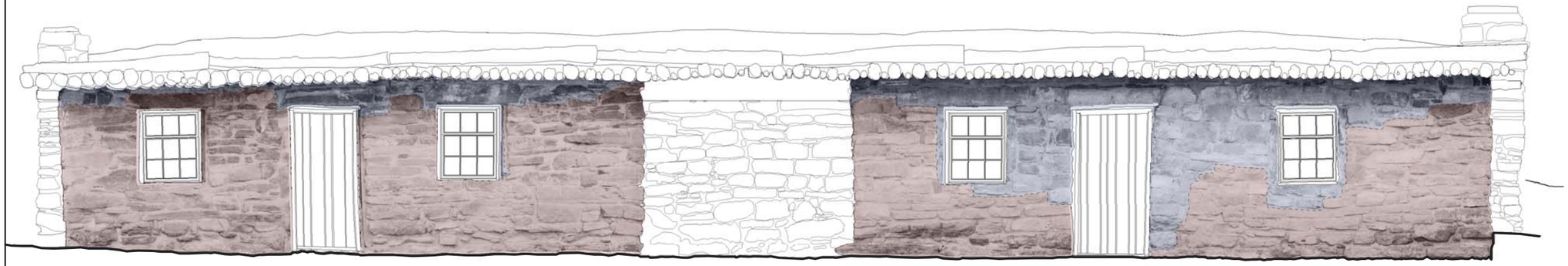

There weren't any historical photos available to identify the 1923 original fabric or the 1925 restoration.

1923 Original Fabric | 1925 Restoration

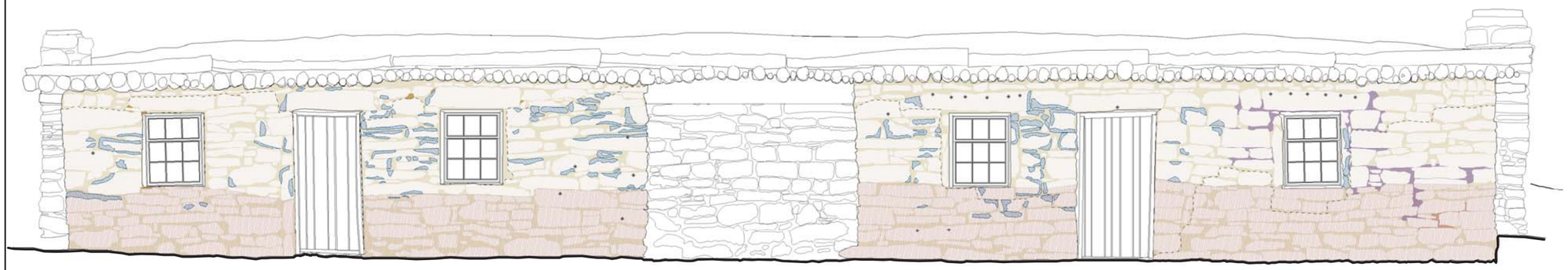

Construction | Condition | Mortar Type

Quarrying Marks | Sample | Soil Wash | Mortar Type A Wash | Red Wash | Red Wash 2 | Staining | Over Spills

Mortar Type A | Mortar Type B | Mortar Type C | Mortar Type E | Mortar Type I | Mortar Type Y | Mortar Type Z

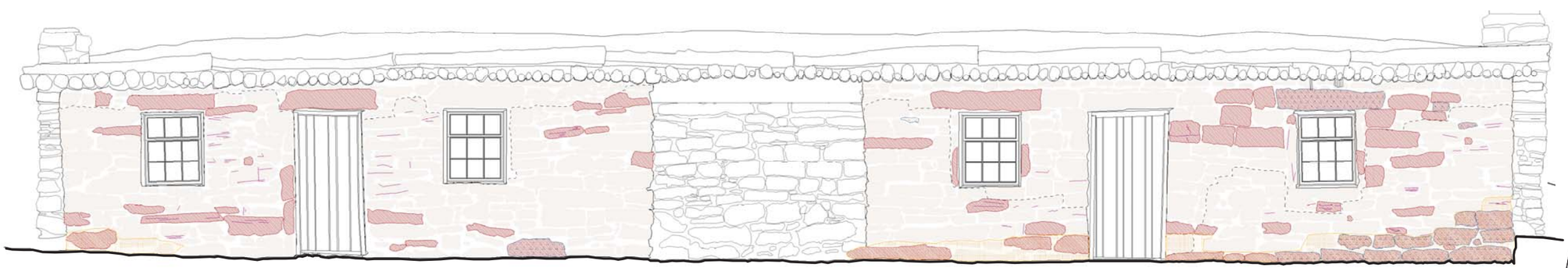

Condition

Delamination | Efflorescence | Moisture | Friable | Cracks

EAST EXTERIOR ELEVATION

PIPE SPRING NATIONAL MONUMENT
NATIONAL PARK SERVICE, FREDONIA, ARIZONA

PROJECT DIRECTOR:
FRANK G. MATERO,
UNIVERSITY OF PENNSYLVANIA

PROJECT SUPERVISORS:
JOHN HINCHMAN
MEREDITH KELLER

DRAWN BY:
LAUREN V. DRAPALA
YARITZA HERNANDEZ
DIGITIZED FROM HABS DRAWINGS, 1940

ARCHITECTURAL CONSERVATION LABORATORY AND RESEARCH CENTER
SCHOOL OF DESIGN
GRADUATE PROGRAM IN HISTORIC PRESERVATION
UNIVERSITY OF PENNSYLVANIA

SPONSORED BY:
NATIONAL PARK SERVICE
SUPERINTENDENT OF PIPE SPRING:
JOHN HISCOCK

SHEET TITLE:
EAST CABIN: EAST ELEVATION
CONDITION SURVEY

SITE RECORDING:
JUNE, 2010

SHEET NO.:
B-2.1



There weren't any historical photos available to identify the 1923 original fabric or the 1925 restoration.



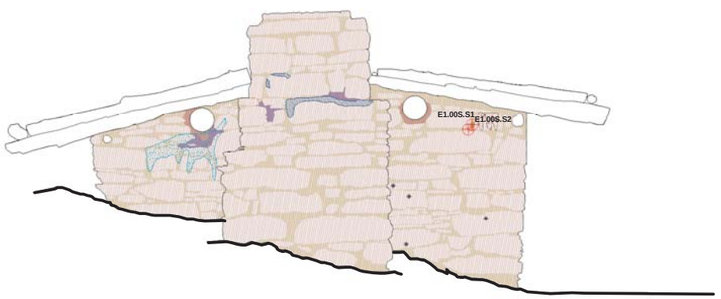

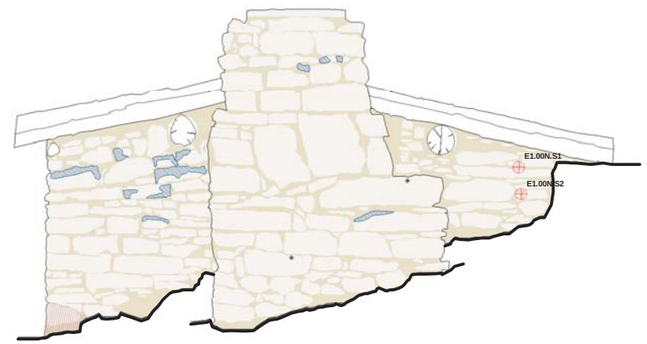

Construction | Condition | Mortar Type

- Quarrying Marks
- Sample
- Soil Wash
- Mortar Type A Wash
- Red Wash
- Red Wash 2
- Staining
- Over Spills
- Mortar Type A
- Mortar Type B
- Mortar Type C
- Mortar Type E
- Mortar Type I
- Mortar Type Y
- Mortar Type Z

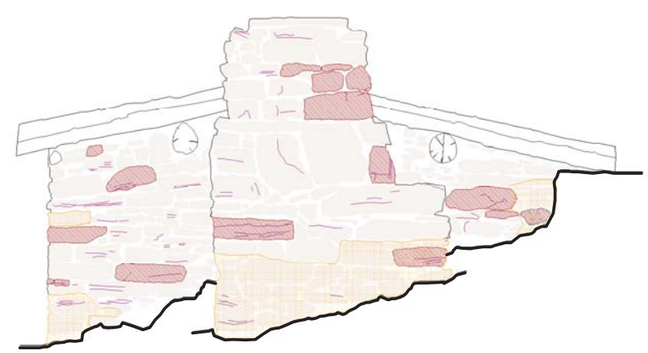

Condition

- Delamination
- Efflorescence
- Moisture
- Friable
- Cracks

SOUTH EXTERIOR ELEVATION

NORTH EXTERIOR ELEVATION

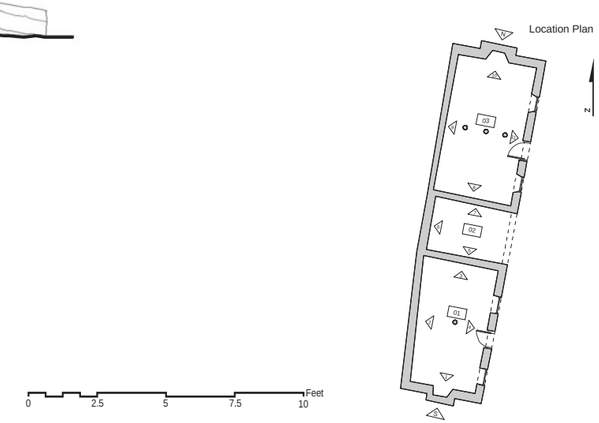

PIPE SPRING NATIONAL MONUMENT

NATIONAL PARK SERVICE, FREDONIA, ARIZONA

SPONSORED BY:
NATIONAL PARK SERVICE
SUPERINTENDENT OF PIPE SPRING:
JOHN HISCOCK

DRAWN BY:
LAUREN V. DRAPALA
YARITZA HERNANDEZ
DIGITIZED FROM HABS DRAWINGS, 1940

PROJECT DIRECTOR:
FRANK G. MATERO,
UNIVERSITY OF PENNSYLVANIA

PROJECT SUPERVISORS:
JOHN HINCHMAN
MEREDITH KELLER

ARCHITECTURAL CONSERVATION LABORATORY AND RESEARCH CENTER

GRADUATE PROGRAM IN HISTORIC PRESERVATION

UNIVERSITY OF PENNSYLVANIA SCHOOL OF DESIGN

SHEET TITLE:
EAST CABIN: SOUTH ELEVATION
CONDITION SURVEY

SITE RECORDING:
JUNE, 2010

SHEET NO.:
B-2.2

There weren't any historical photos available to identify the 1923 original fabric or the 1925 restoration.

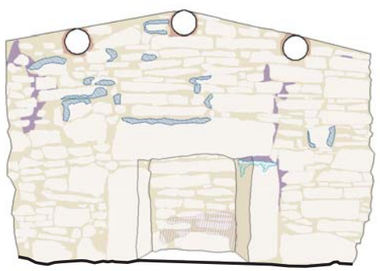

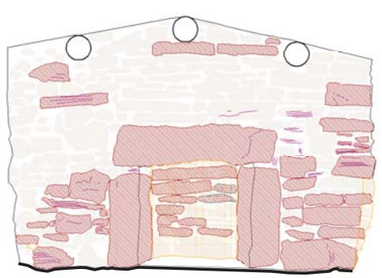

Construction | Condition | Mortar Type

- Quarrying Marks
- Sample
- Soil Wash
- Mortar Type A Wash
- Red Wash
- Red Wash 2
- Staining
- Over Spills
- Mortar Type A
- Mortar Type B
- Mortar Type C
- Mortar Type E
- Mortar Type I
- Mortar Type Y
- Mortar Type Z

Condition

- Delamination
- Efflorescence
- Moisture
- Friable
- Cracks

SOUTH INTERIOR ELEVATION 1



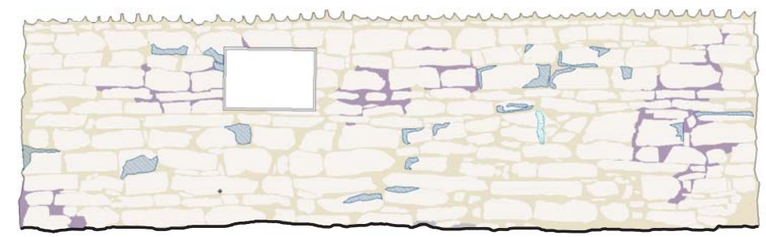

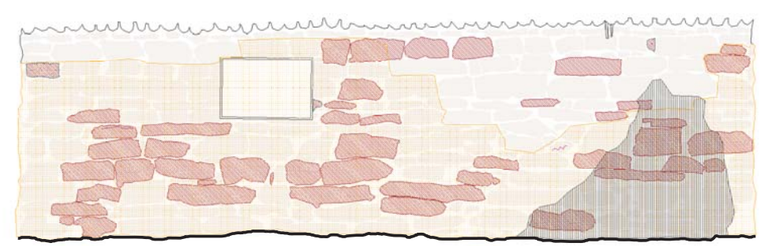

WEST INTERIOR ELEVATION 2

0 2.5 5 7.5 10 Feet

Location Plan

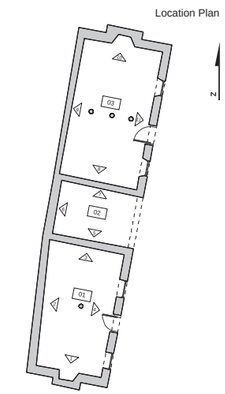

PIPE SPRING NATIONAL MONUMENT

NATIONAL PARK SERVICE, FREDONIA, ARIZONA

DRAWN BY:
LAUREN V. DRAPALA
YARITZA HERNANDEZ
DIGITIZED FROM HABS DRAWINGS, 1940

PROJECT DIRECTOR:
FRANK G. MATERO,
UNIVERSITY OF PENNSYLVANIA

PROJECT SUPERVISORS:
JOHN HINCHMAN
MEREDITH KELLER

SPONSORED BY:
NATIONAL PARK SERVICE
SUPERINTENDENT OF PIPE SPRING:
JOHN HISCOCK

ARCHITECTURAL CONSERVATION LABORATORY AND RESEARCH CENTER
GRADUATE PROGRAM IN HISTORIC PRESERVATION
UNIVERSITY OF PENNSYLVANIA
SCHOOL OF DESIGN

SHEET TITLE:
EAST CABIN: SOUTH/WEST ELEVATIONS
CONDITION SURVEY

SITE RECORDING:
JUNE, 2010

SHEET NO.:
B-2.3

There weren't any historical photos available to identify the 1923 orignal fabric or the 1925 restoration.



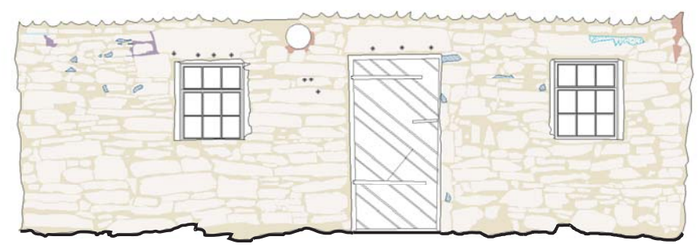

Construction | Condition | Mortar Type

- Quarrying Marks
- Sample
- Soil Wash
- Mortar Type A Wash
- Red Wash
- Red Wash 2
- Staining
- Over Spills
- Mortar Type A
- Mortar Type B
- Mortar Type C
- Mortar Type E
- Mortar Type I
- Mortar Type Y
- Mortar Type Z

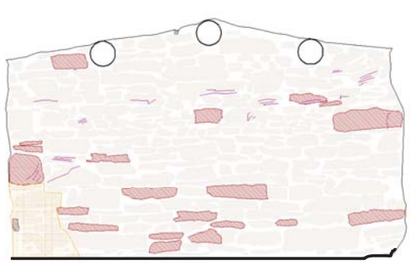

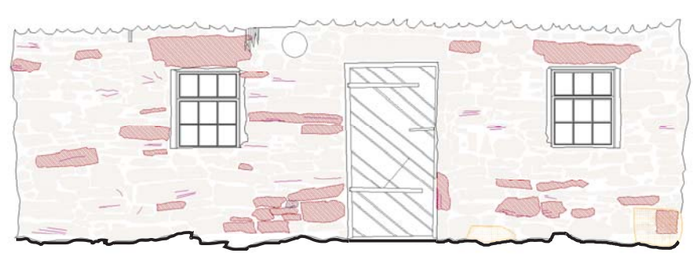

Condition

- Delamination
- Efflorescence
- Moisture
- Friable
- Cracks

NORTH INTERIOR ELEVATION 3

EAST INTERIOR ELEVATION 4

0 2.5 5 7.5 10 Feet

Location Plan

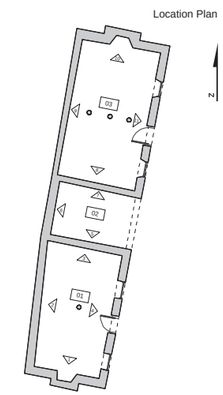

PIPE SPRING NATIONAL MONUMENT

NATIONAL PARK SERVICE, FREDONIA, ARIZONA

DRAWN BY:
LAUREN V. DRAPALA
YARITZA HERNANDEZ
DIGITIZED FROM HABS DRAWINGS, 1940

PROJECT DIRECTOR:
FRANK G. MATERO,
UNIVERSITY OF PENNSYLVANIA

PROJECT SUPERVISORS:
JOHN HINCHMAN
MEREDITH KELLER

SPONSORED BY:
NATIONAL PARK SERVICE
SUPERINTENDENT OF PIPE SPRING:
JOHN HISCOCK

ARCHITECTURAL CONSERVATION LABORATORY AND RESEARCH CENTER

GRADUATE PROGRAM IN HISTORIC PRESERVATION
SCHOOL OF DESIGN
UNIVERSITY OF PENNSYLVANIA

SHEET TITLE:
EAST CABIN: EAST/NORTH ELEVATIONS
CONDITION SURVEY

SITE RECORDING:
JUNE, 2010

SHEET NO.:
B-2.4





There weren't any historical photos available to identify the 1923 original fabric or the 1925 restoration.

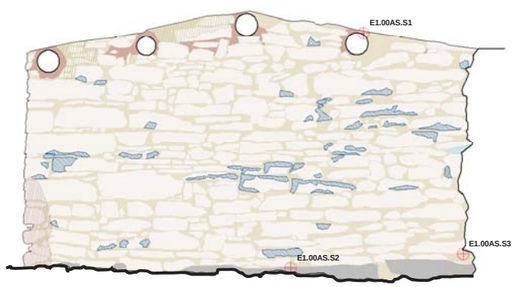

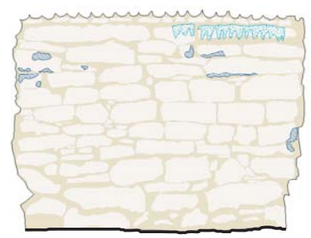

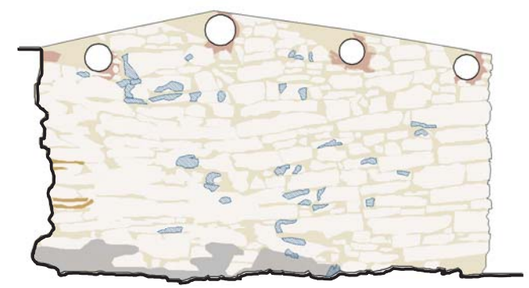

Construction | Condition | Mortar Type

- Quarrying Marks
- Sample
- Soil Wash
- Mortar Type A Wash
- Red Wash
- Red Wash 2
- Staining
- Over Spills
- Mortar Type A
- Mortar Type B
- Mortar Type C
- Mortar Type E
- Mortar Type I
- Mortar Type Y
- Mortar Type Z

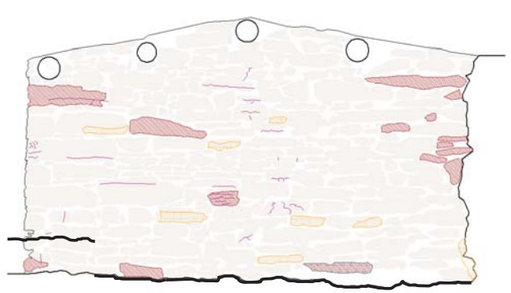

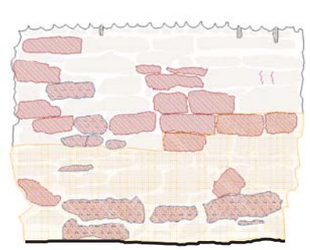

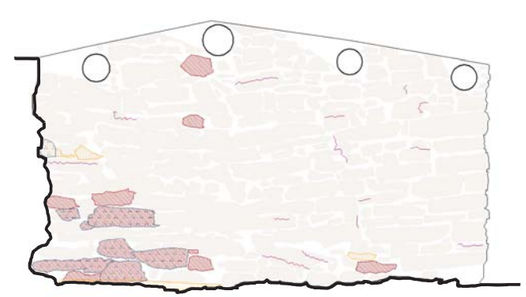

Condition

- Delamination
- Efflorescence
- Moisture
- Friable
- Cracks

SOUTH INTERIOR ELEVATION 5

WEST INTERIOR ELEVATION 6

NORTH INTERIOR ELEVATION 7

0 2.5 5 7.5 10 Feet

Location Plan

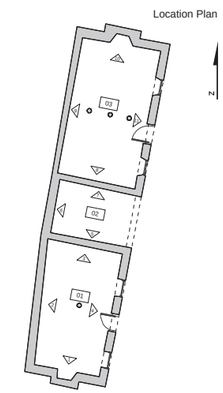

PIPE SPRING NATIONAL MONUMENT

NATIONAL PARK SERVICE, FREDONIA, ARIZONA

PROJECT DIRECTOR:
FRANK G. MATERO,
UNIVERSITY OF PENNSYLVANIA

PROJECT SUPERVISORS:
JOHN HINCHMAN
MEREDITH KELLER

DRAWN BY:
LAUREN V. DRAPALA
YARITZA HERNANDEZ
DIGITIZED FROM HABS DRAWINGS, 1940

SPONSORED BY:
NATIONAL PARK SERVICE
SUPERINTENDENT OF PIPE SPRING:
JOHN HISCOCK

ARCHITECTURAL CONSERVATION LABORATORY AND RESEARCH CENTER

GRADUATE PROGRAM IN HISTORIC PRESERVATION
SCHOOL OF DESIGN
UNIVERSITY OF PENNSYLVANIA

SHEET TITLE:
EAST CABIN: NORTH/WEST/SOUTH ELEVATIONS
CONDITION SURVEY

SITE RECORDING:
JUNE, 2010

SHEET NO.:
B-2.5



There weren't any historical photos available to identify the 1923 orignal fabric or the 1925 restoration.



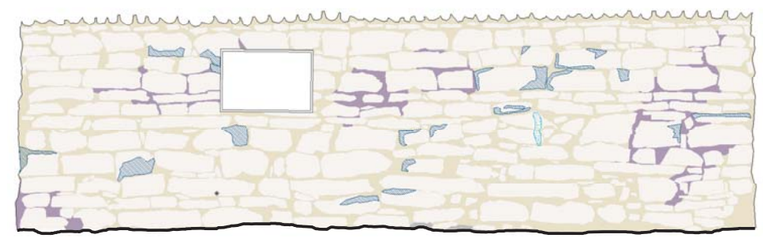

Construction | Condition | Mortar Type

- Quarrying Marks
- Sample
- Soil Wash
- Mortar Type A Wash
- Red Wash
- Red Wash 2
- Staining
- Over Spills
- Mortar Type A
- Mortar Type B
- Mortar Type C
- Mortar Type E
- Mortar Type I
- Mortar Type Y
- Mortar Type Z

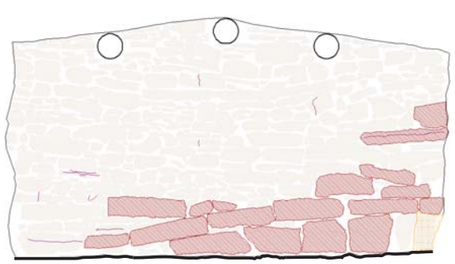

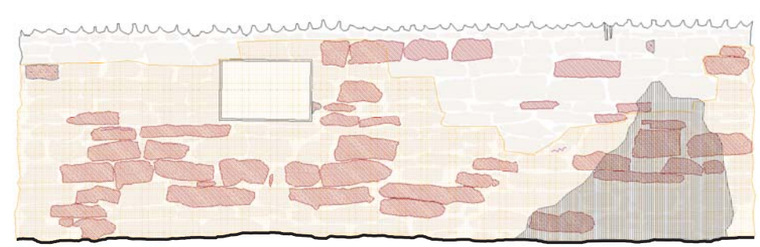

Condition

- Delamination
- Efflorescence
- Moisture
- Friable
- Cracks

SOUTH INTERIOR ELEVATION 8

WEST INTERIOR ELEVATION 9

0 2.5 5 7.5 10 Feet

Location Plan

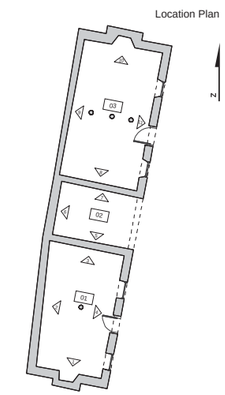

PIPE SPRING NATIONAL MONUMENT

NATIONAL PARK SERVICE, FREDONIA, ARIZONA

DRAWN BY:
LAUREN V. DRAPALA
YARITZA HERNANDEZ
DIGITIZED FROM HABS DRAWINGS, 1940

PROJECT DIRECTOR:
FRANK G. MATERO,
UNIVERSITY OF PENNSYLVANIA

PROJECT SUPERVISORS:
JOHN HINCHMAN
MEREDITH KELLER

SPONSORED BY:
NATIONAL PARK SERVICE
SUPERINTENDENT OF PIPE SPRING:
JOHN HISCOCK

ARCHITECTURAL CONSERVATION LABORATORY AND RESEARCH CENTER

GRADUATE PROGRAM IN HISTORIC PRESERVATION
SCHOOL OF DESIGN
UNIVERSITY OF PENNSYLVANIA

SHEET TITLE:
EAST CABIN: WEST, SOUTH ELEVATIONS
CONDITION SURVEY

SITE RECORDING:
JUNE, 2010

SHEET NO.:
B-2.6

There weren't any historical photos available to identify the 1923 original fabric or the 1925 restoration.

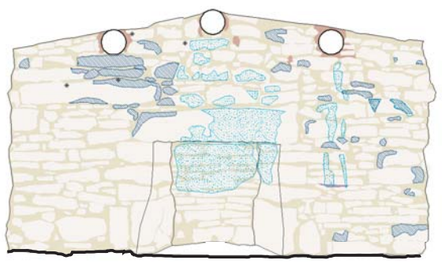



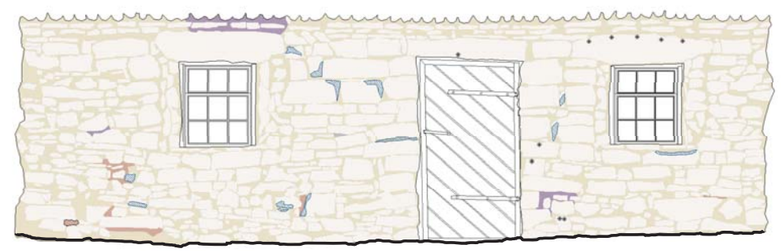

Construction | Condition | Mortar Type

- Quarrying Marks
- Sample
- Soil Wash
- Mortar Type A Wash
- Red Wash
- Red Wash 2
- Staining
- Over Spills
- Mortar Type A
- Mortar Type B
- Mortar Type C
- Mortar Type E
- Mortar Type I
- Mortar Type Y
- Mortar Type Z

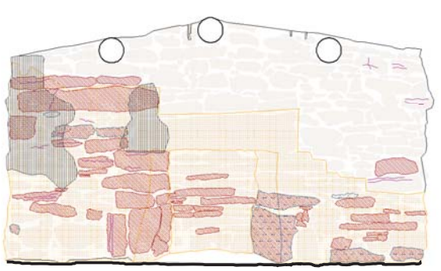

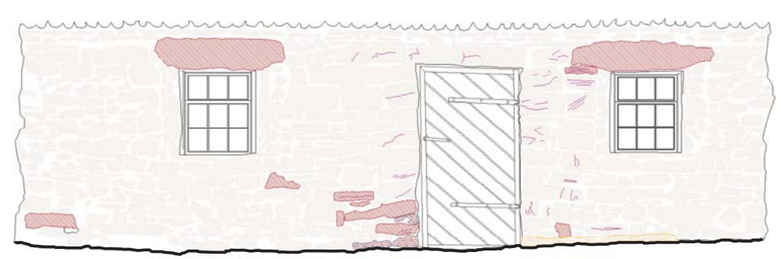

Condition

- Delamination
- Efflorescence
- Moisture
- Friable
- Cracks

NORTH INTERIOR ELEVATION 10

EAST INTERIOR ELEVATION 11

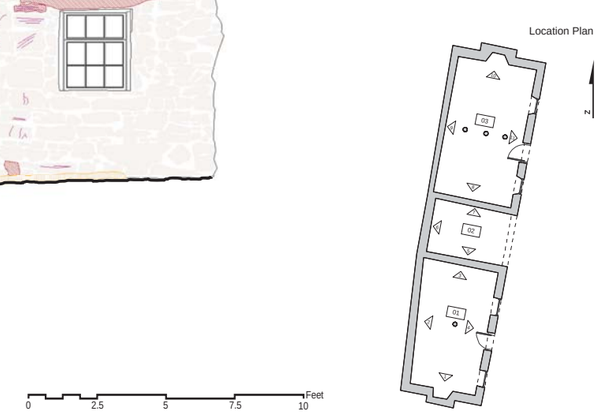

PIPE SPRING NATIONAL MONUMENT

NATIONAL PARK SERVICE, FREDONIA, ARIZONA

DRAWN BY:
LAUREN V. DRAPALA
YARITZA HERNANDEZ
DIGITIZED FROM HABS DRAWINGS, 1940

PROJECT DIRECTOR:
FRANK G. MATERO,
UNIVERSITY OF PENNSYLVANIA

PROJECT SUPERVISORS:
JOHN HINCHMAN
MEREDITH KELLER

SPONSORED BY:
NATIONAL PARK SERVICE
SUPERINTENDENT OF PIPE SPRING:
JOHN HISCOCK

ARCHITECTURAL CONSERVATION LABORATORY AND RESEARCH CENTER
GRADUATE PROGRAM IN HISTORIC PRESERVATION
SCHOOL OF DESIGN
UNIVERSITY OF PENNSYLVANIA

SHEET TITLE:
EAST CABIN: EAST/NORTH ELEVATIONS
CONDITION SURVEY

SITE RECORDING:
JUNE, 2010

SHEET NO.:
B-2.7



Original - 1923 Fabric 1925 Restoration

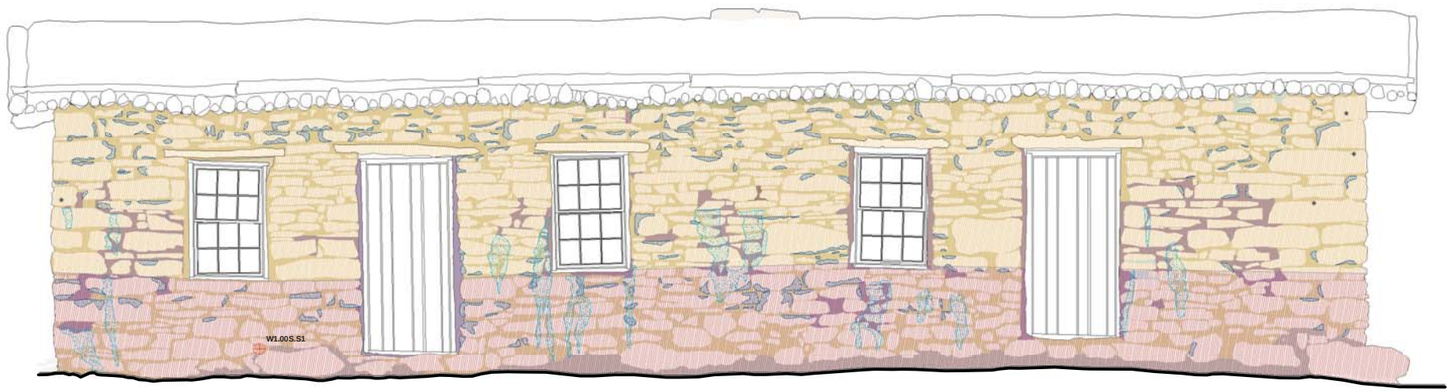

Construction Detail | Mortar Type

- Quarrying Marks
- Graffiti
- Sample
- Soil Wash
- Red Wash
- Orange Wash
- Mortar Type A Wash
- Staining
- Over Spills
- Mortar Type A
- Mortar Type B
- Mortar Type C
- Mortar Type D
- Mortar Type E
- Mortar Type F
- Mortar Type I
- Mortar Type Y

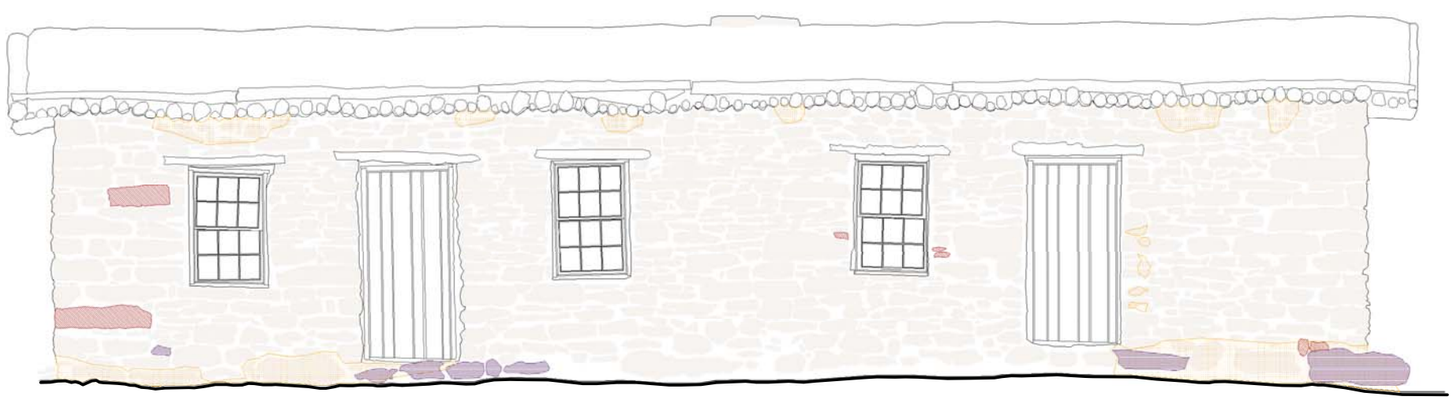

Condition

- Differential Errosion
- Delamination
- Friable
- Efflorescence
- Moisture
- Cracks

Location Plan

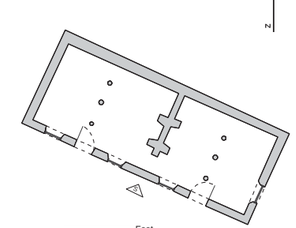

0 2.5 5 7.5 10 Feet

SOUTH EXTERIOR ELEVATION

PIPE SPRING NATIONAL MONUMENT
NATIONAL PARK SERVICE, FREDONIA, ARIZONA

PROJECT DIRECTOR:
FRANK G. MATERO,
UNIVERSITY OF PENNSYLVANIA

PROJECT SUPERVISORS:
JOHN HINCHMAN
MEREDITH KELLER

DRAWN BY:
LAUREN V. DRAPALA
YARITZA HERNANDEZ
DIGITIZED FROM HABS DRAWINGS, 1940

SPONSORED BY:
NATIONAL PARK SERVICE
SUPERINTENDENT OF PIPE SPRING:
JOHN HISCOCK

ARCHITECTURAL CONSERVATION LABORATORY AND RESEARCH CENTER
GRADUATE PROGRAM IN HISTORIC PRESERVATION
SCHOOL OF DESIGN
UNIVERSITY OF PENNSYLVANIA

SHEET TITLE:
WEST CABIN: SOUTH ELEVATION
CONDITION SURVEY

SITE RECORDING:
JUNE, 2010

SHEET NO.:
B-3.1



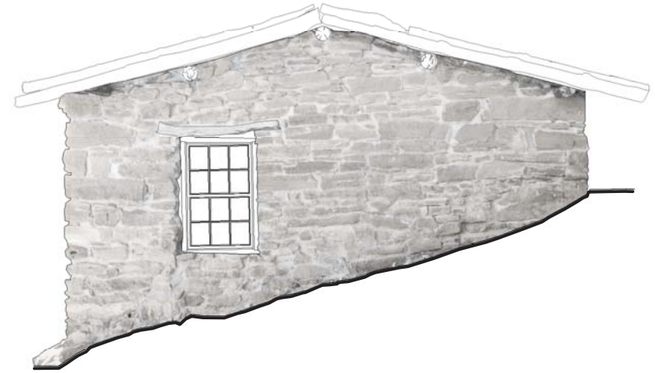

1923 Original Fabric 1925 Restoration

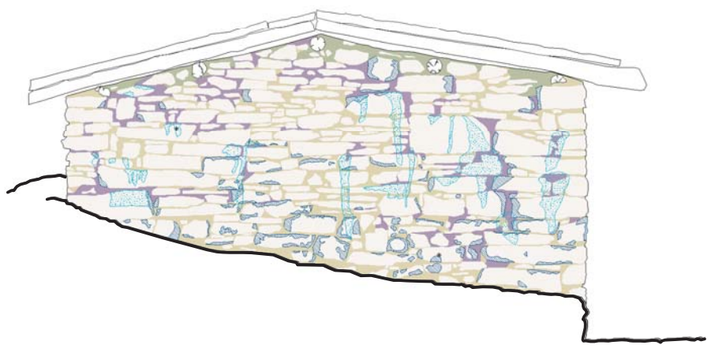

Construction Detail | Mortar Type

- Quarrying Marks
- Graffiti
- Sample
- Soil Wash
- Red Wash
- Orange Wash
- Mortar Type A Wash
- Staining
- Over Spills
- Mortar Type A
- Mortar Type B
- Mortar Type C
- Mortar Type D
- Mortar Type E
- Mortar Type F
- Mortar Type I
- Mortar Type Y

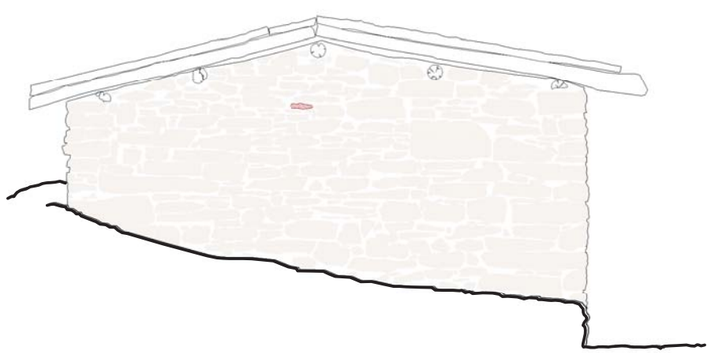

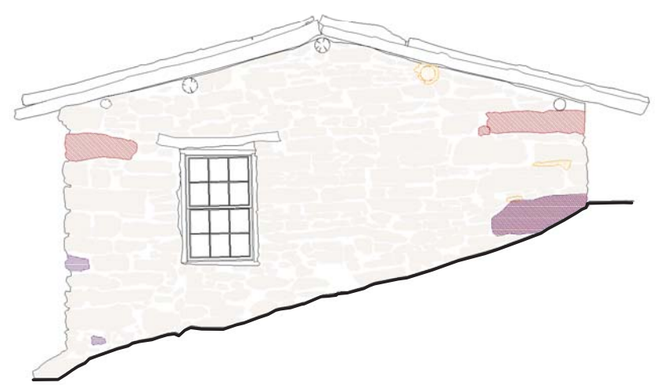

Condition

- Differential Errosion
- Delamination
- Friable
- Efflorescence
- Moisture

WEST EXTERIOR ELEVATION

EAST EXTERIOR ELEVATION

Location Plan

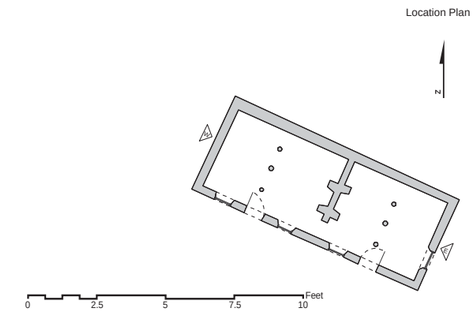

PIPE SPRING NATIONAL MONUMENT

NATIONAL PARK SERVICE, FREDONIA, ARIZONA

PROJECT DIRECTOR:
FRANK G. MATERO,
UNIVERSITY OF PENNSYLVANIA

PROJECT SUPERVISORS:
JOHN HINCHMAN
MEREDITH KELLER

DRAWN BY:
LAUREN V. DRAPALA
YARITZA HERNANDEZ
DIGITIZED FROM HABS DRAWINGS, 1940

SPONSORED BY:
NATIONAL PARK SERVICE
SUPERINTENDENT OF PIPE SPRING:
JOHN HISCOCK

ARCHITECTURAL CONSERVATION LABORATORY AND RESEARCH CENTER

GRADUATE PROGRAM IN HISTORIC PRESERVATION
SCHOOL OF DESIGN
UNIVERSITY OF PENNSYLVANIA

SHEET TITLE:
WEST CABIN: EAST/WEST ELEVATIONS
CONDITION SURVEY

SITE RECORDING:
JUNE, 2010

SHEET NO.:
B-3.2

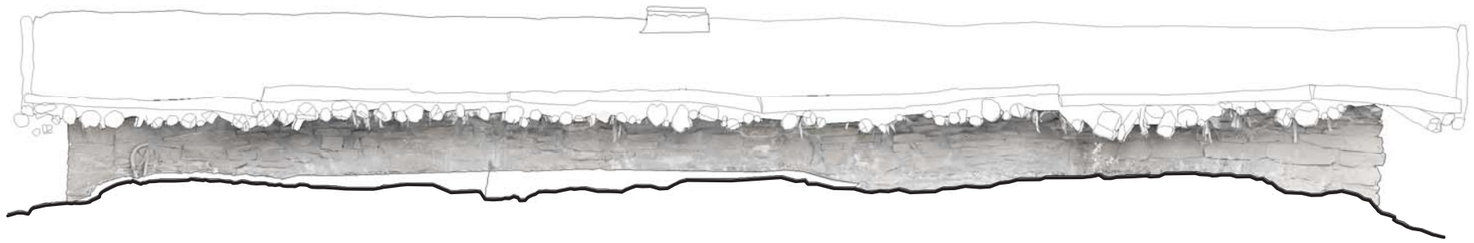

Original - 1923 Fabric

1925 Restoration

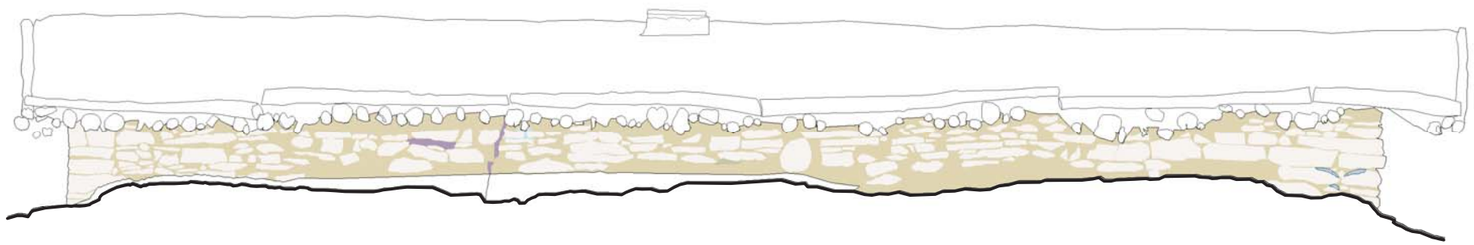

Construction Detail | Mortar Type

- Quarrying Marks
- Graffiti
- Sample
- Soil Wash
- Red Wash
- Orange Wash
- Mortar Type A Wash
- Staining
- Over Spills
- Mortar Type A
- Mortar Type B
- Mortar Type C
- Mortar Type D
- Mortar Type E
- Mortar Type F
- Mortar Type I
- Mortar Type Y

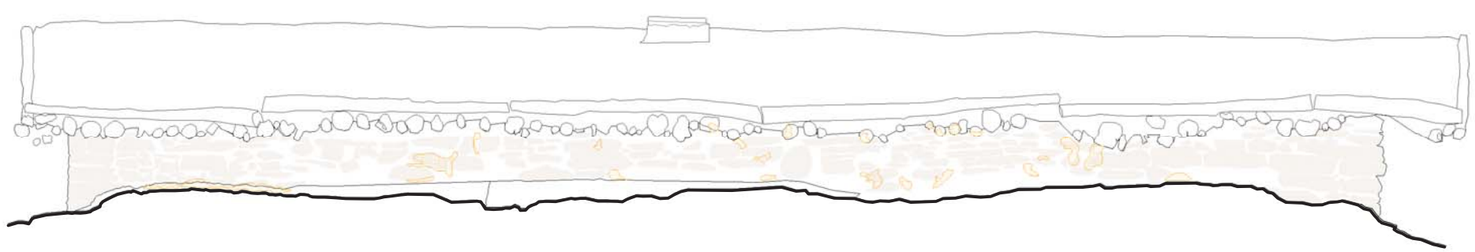

Condition

- Differential Errosion
- Delamination
- Friable
- Efflorescence
- Moisture
- Cracks

Location Plan

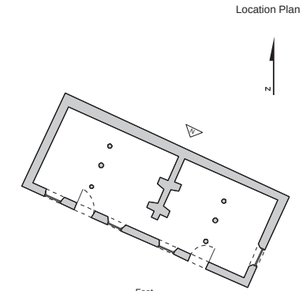

NORTH ELEVATION

0 2.5 5 7.5 10 Feet

PIPE SPRING NATIONAL MONUMENT
NATIONAL PARK SERVICE, FREDONIA, ARIZONA

PROJECT DIRECTOR:
FRANK G. MATERO,
UNIVERSITY OF PENNSYLVANIA

PROJECT SUPERVISORS:
JOHN HINCHMAN
MEREDITH KELLER

DRAWN BY:
LAUREN V. DRAPALA
YARITZA HERNANDEZ
DIGITIZED FROM HABS DRAWINGS, 1940

SPONSORED BY:
NATIONAL PARK SERVICE
SUPERINTENDENT OF PIPE SPRING:
JOHN HISCOCK

ARCHITECTURAL CONSERVATION LABORATORY AND RESEARCH CENTER
GRADUATE PROGRAM IN HISTORIC PRESERVATION
SCHOOL OF DESIGN
UNIVERSITY OF PENNSYLVANIA

SHEET TITLE:
WEST CABIN: NORTH ELEVATION
CONDITION SURVEY

SITE RECORDING:
JUNE, 2010

SHEET NO.:
B-3.3





Original - 1923 Fabric 1925 Restoration

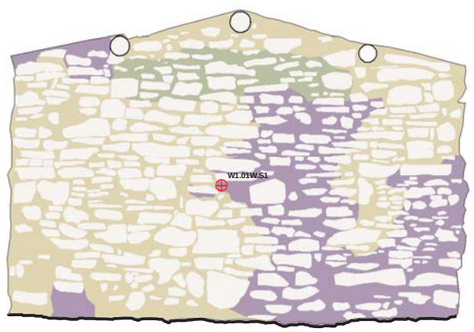



Construction Detail | Mortar Type

- Quarrying Marks
- Graffiti
- Sample
- Soil Wash
- Red Wash
- Orange Wash
- Mortar Type A Wash
- Staining
- Over Spills
- Mortar Type A
- Mortar Type B
- Mortar Type C
- Mortar Type D
- Mortar Type E
- Mortar Type F
- Mortar Type I
- Mortar Type Y

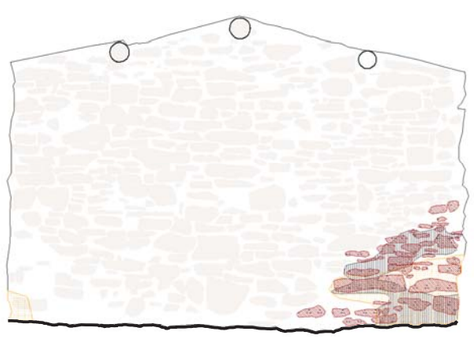

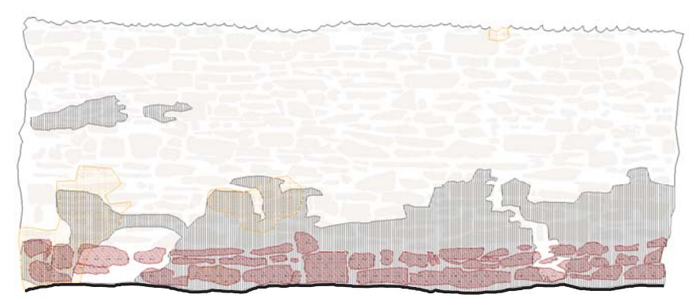

Condition

- Differential Errosion
- Delamination
- Friable
- Efflorescence
- Moisture

WEST INTERIOR ELEVATION 1

NORTH INTERIOR ELEVATION 2

Location Plan

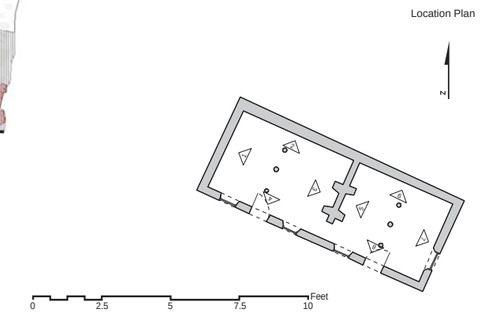

PIPE SPRING NATIONAL MONUMENT
NATIONAL PARK SERVICE, FREDONIA, ARIZONA

DRAWN BY:
LAUREN V. DRAPALA
YARITZA HERNANDEZ
DIGITIZED FROM HABS DRAWINGS, 1940

PROJECT DIRECTOR:
FRANK G. MATERO,
UNIVERSITY OF PENNSYLVANIA

PROJECT SUPERVISORS:
JOHN HINCHMAN
MEREDITH KELLER

ARCHITECTURAL CONSERVATION LABORATORY AND RESEARCH CENTER
GRADUATE PROGRAM IN HISTORIC PRESERVATION
SCHOOL OF DESIGN
UNIVERSITY OF PENNSYLVANIA

SPONSORED BY:
NATIONAL PARK SERVICE
SUPERINTENDENT OF PIPE SPRING:
JOHN HISCOCK

SHEET TITLE:
WEST CABIN: NORTH, WEST ELEVATIONS
CONDITION SURVEY

SITE RECORDING:
JUNE, 2010

SHEET NO.:
B-3.4



Original - 1923 Fabric 1925 Restoration

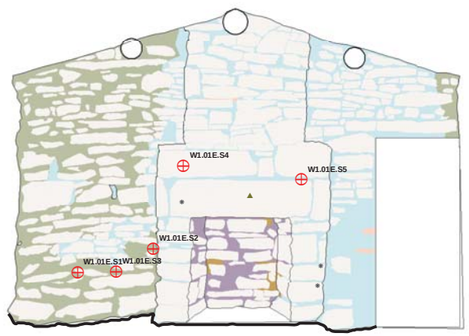

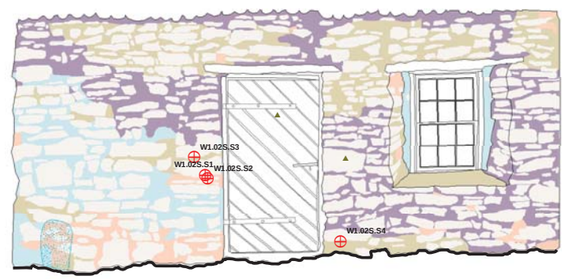

Construction Detail | Mortar Type

Quarrying Marks, Graffiti, Sample, Soil Wash, Red Wash, Orange Wash, Mortar Type A Wash, Staining, Over Spills

Mortar Type A, Mortar Type B, Mortar Type C, Mortar Type D, Mortar Type E, Mortar Type F, Mortar Type I, Mortar Type Y

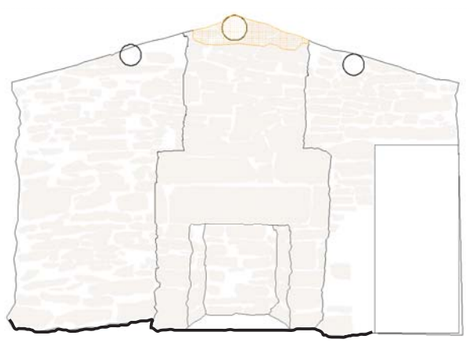



Condition

Differential Errosion, Delamination, Friable, Efflorescence, Moisture

EAST INTERIOR ELEVATION 3

SOUTH INTERIOR ELEVATION 4

Location Plan

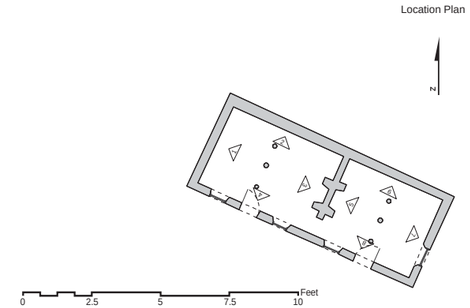

PIPE SPRING NATIONAL MONUMENT
NATIONAL PARK SERVICE, FREDONIA, ARIZONA

DRAWN BY:
LAUREN V. DRAPALA
YARITZA HERNANDEZ
DIGITIZED FROM HABS DRAWINGS, 1940

PROJECT DIRECTOR:
FRANK G. MATERO,
UNIVERSITY OF PENNSYLVANIA

PROJECT SUPERVISORS:
JOHN HINCHMAN
MEREDITH KELLER

ARCHITECTURAL CONSERVATION LABORATORY AND RESEARCH CENTER
GRADUATE PROGRAM IN HISTORIC PRESERVATION
SCHOOL OF DESIGN
UNIVERSITY OF PENNSYLVANIA

SPONSORED BY:
NATIONAL PARK SERVICE
SUPERINTENDENT OF PIPE SPRING:
JOHN HISCOCK

SHEET TITLE:
WEST CABIN: SOUTH/EAST ELEVATIONS
CONDITION SURVEY

SITE RECORDING:
JUNE, 2010

SHEET NO.:
B-3.5



Original - 1923 Fabric 1925 Restoration

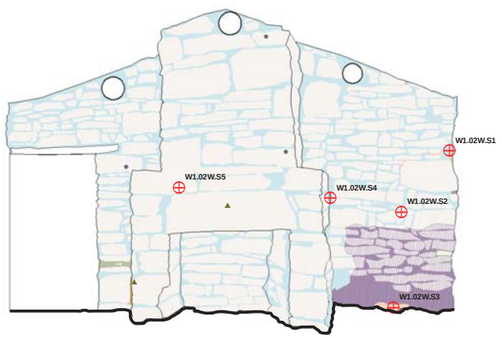

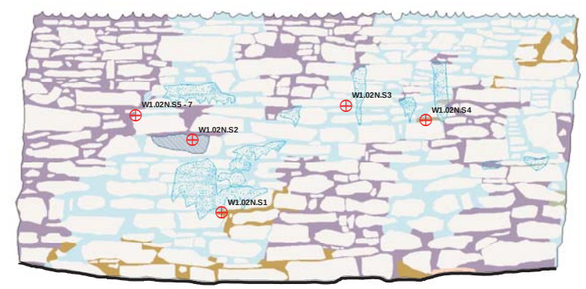

Construction Detail | Mortar Type

Quarrying Marks, Graffiti, Sample, Soil Wash, Red Wash, Orange Wash, Mortar Type A Wash, Staining, Over Spills, Mortar Type A, Mortar Type B, Mortar Type C, Mortar Type D, Mortar Type E, Mortar Type F, Mortar Type I, Mortar Type Y

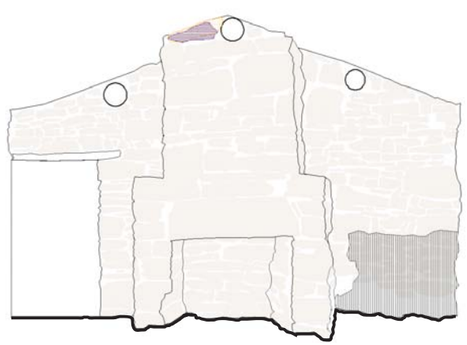

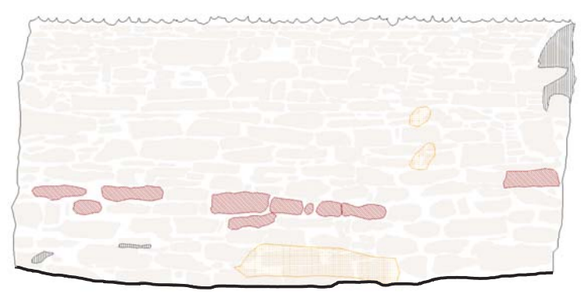

Condition

Differential Errosion, Delamination, Friable, Efflorescence, Moisture, Cracks

WEST INTERIOR ELEVATION 5

NORTH INTERIOR ELEVATION 6

Location Plan

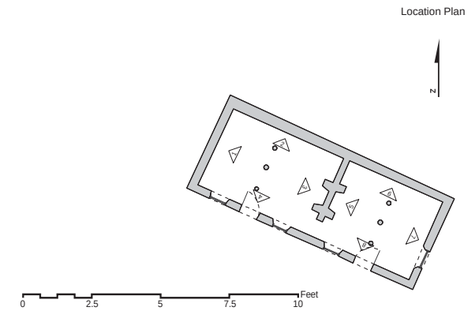

PIPE SPRING NATIONAL MONUMENT
NATIONAL PARK SERVICE, FREDONIA, ARIZONA

PROJECT SUPERVISORS:
JOHN HINCHMAN
MEREDITH KELLER

PROJECT DIRECTOR:
FRANK G. MATERO,
UNIVERSITY OF PENNSYLVANIA

DRAWN BY:
LAUREN V. DRAPALA
YARITZA HERNANDEZ
DIGITIZED FROM HABS DRAWINGS, 1940

SPONSORED BY:
NATIONAL PARK SERVICE
SUPERINTENDENT OF PIPE SPRING:
JOHN HISCOCK

ARCHITECTURAL CONSERVATION LABORATORY AND RESEARCH CENTER
GRADUATE PROGRAM IN HISTORIC PRESERVATION
SCHOOL OF DESIGN
UNIVERSITY OF PENNSYLVANIA

SHEET TITLE:
WEST CABIN: NORTH/WEST ELEVATIONS
CONDITION SURVEY

SITE RECORDING:
JUNE, 2010

SHEET NO.:
B-3.6





Original - 1923 Fabric 1925 Restoration

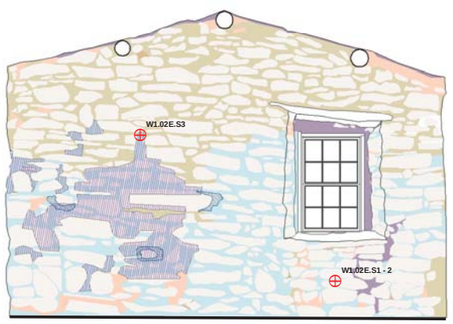

Construction Detail | Mortar Type

- Quarrying Marks
- Graffiti
- Sample
- Soil Wash
- Red Wash
- Orange Wash
- Mortar Type A Wash
- Staining
- Over Spills
- Mortar Type A
- Mortar Type B
- Mortar Type C
- Mortar Type D
- Mortar Type E
- Mortar Type F
- Mortar Type I
- Mortar Type Y

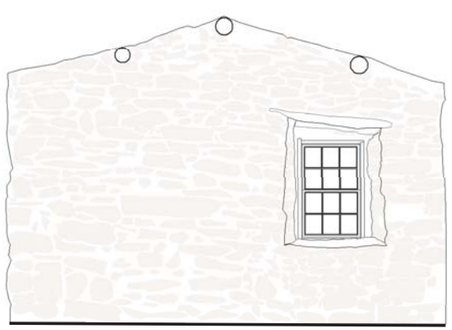



Condition

- Differential Errosion
- Delamination
- Friable
- Efflorescence
- Moisture

EAST INTERIOR ELEVATION 7

SOUTH INTERIOR ELEVATION 8

Location Plan

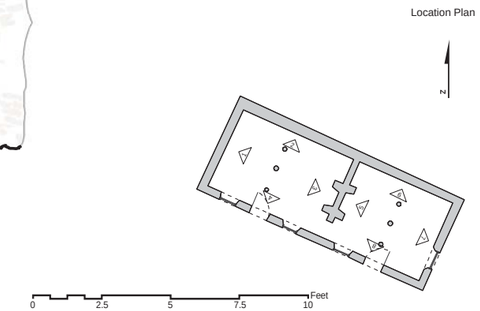

PIPE SPRING NATIONAL MONUMENT
NATIONAL PARK SERVICE, FREDONIA, ARIZONA

DRAWN BY:
LAUREN V. DRAPALA
YARITZA HERNANDEZ
DIGITIZED FROM HABS DRAWINGS, 1940

PROJECT DIRECTOR:
FRANK G. MATERO,
UNIVERSITY OF PENNSYLVANIA

PROJECT SUPERVISORS:
JOHN HINCHMAN
MEREDITH KELLER

SPONSORED BY:
NATIONAL PARK SERVICE
SUPERINTENDENT OF PIPE SPRING:
JOHN HISCOCK

ARCHITECTURAL CONSERVATION LABORATORY AND RESEARCH CENTER
GRADUATE PROGRAM IN HISTORIC PRESERVATION
SCHOOL OF DESIGN
UNIVERSITY OF PENNSYLVANIA

SHEET TITLE:
WEST CABIN: SOUTH/EAST ELEVATIONS
CONDITION SURVEY

SITE RECORDING:
JUNE, 2010

SHEET NO.:
B-3.7

APPENDIX G

ANNOTATIONS OF CONSTRUCTION DETAILS

FORT

An investigation of the fort's interior architectural features was conducted to determine original, repair, and replacement material reflected in the workmanship and characteristics of a room's baseboards, door and window casings, beadboard, and picture moldings. Nails were selectively extracted and identified as cut, wire, and historic reproduction to aid in confirming construction dates. Molding profiles were similarly used to establish types and dates of installation. Elements lacking notation could not be positively identified and require further investigation.

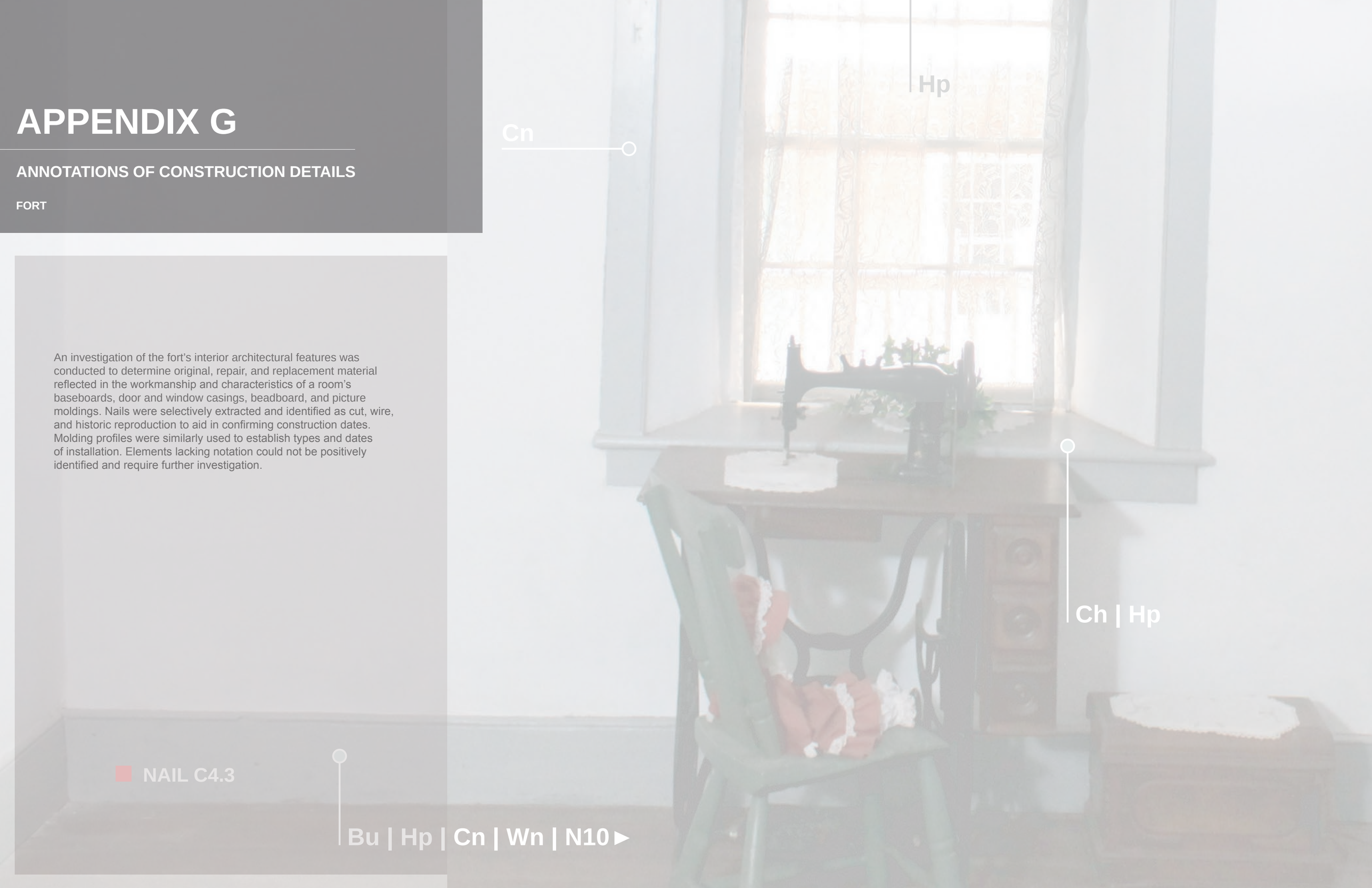

WINSOR CASTLE

UPPER BUILDING

RM 102 | ELV 1

CHARACTERISTICS

Mt MORTISE AND TENON
Pg PEGGED
Tg TONGUE AND GROOVE
Ch CHAMFERED
Mi MITERED CONNECTION
Bu BUTTED CONNECTION
Hp HAND PLANED
Cs CIRCULAR SAWN
Rs RECIPROCAL SAWN
Ip INDISCERNIBLE PLANING
M1 MOLDING TYPE M.1: NARROW BEAD, WIDE QUIRK
M2 MOLDING TYPE M.2: WIDE BEAD, WIDE QUIRK
M3 MOLDING TYPE M.3: WIDE BEAD, SLOPED QUIRK
M4 MOLDING TYPE M.4: FLAT BEAD, WIDE QUIRK
M5 MOLDING TYPE M.5: ROUND BEAD, NARROW QUIRK
Bb BEVELED BACKBAND
Cn CUT NAIL
Rn REPRODUCTION NAIL
Wn WIRE NAIL
Sc SCREW

- ● 960 - PRESENT: CONTEMPORARY NPS MAINT. AND INTERP.
- ○ 1923 - 1959: NPS OWNERSHIP AND EARLY RESTORATION
- ○ 1871 - 1922: HISTORICAL ALTERATIONS, PRE-PARK

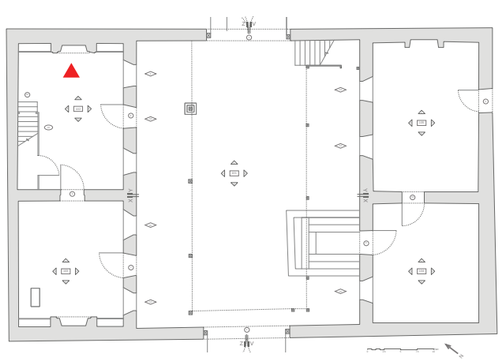

WINSOR CASTLE

UPPER BUILDING

RM 102 | ELV 2

CHARACTERISTICS

Mt MORTISE AND TENON
Pg PEGGED
Tg TONGUE AND GROOVE
Ch CHAMFERED
Mi MITERED CONNECTION
Bu BUTTED CONNECTION
Hp HAND PLANED
Cs CIRCULAR SAWN
Rs RECIPROCAL SAWN
Ip INDISCERNIBLE PLANING
M1 MOLDING TYPE M.1: NARROW BEAD, WIDE QUIRK
M2 MOLDING TYPE M.2: WIDE BEAD, WIDE QUIRK
M3 MOLDING TYPE M.3: WIDE BEAD, SLOPED QUIRK
M4 MOLDING TYPE M.4: FLAT BEAD, WIDE QUIRK
M5 MOLDING TYPE M.5: ROUND BEAD, NARROW QUIRK
Bb BEVELED BACKBAND
Cn CUT NAIL
Rn REPRODUCTION NAIL
Wn WIRE NAIL
Sc SCREW

- ● 960 - PRESENT: CONTEMPORARY NPS MAINT. AND INTERP.
- ○ 1923 - 1959: NPS OWNERSHIP AND EARLY RESTORATION
- ○ 1871 - 1922: HISTORICAL ALTERATIONS, PRE-PARK

N1► LIKELY HAND PLANED, BUT SILLS ARE TOO DISTRESSED TO DISCERN

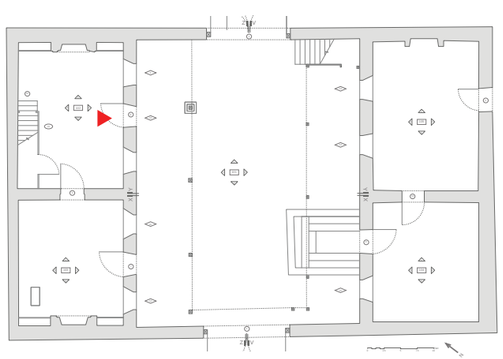

WINSOR CASTLE

UPPER BUILDING

RM 102 | ELV 3

CHARACTERISTICS

Mt MORTISE AND TENON
Pg PEGGED
Tg TONGUE AND GROOVE
Ch CHAMFERED
Mi MITERED CONNECTION
Bu BUTTED CONNECTION
Hp HAND PLANED
Cs CIRCULAR SAWN
Rs RECIPROCAL SAWN
Ip INDISCERNIBLE PLANING
M1 MOLDING TYPE M.1: NARROW BEAD, WIDE QUIRK
M2 MOLDING TYPE M.2: WIDE BEAD, WIDE QUIRK
M3 MOLDING TYPE M.3: WIDE BEAD, SLOPED QUIRK
M4 MOLDING TYPE M.4: FLAT BEAD, WIDE QUIRK
M5 MOLDING TYPE M.5: ROUND BEAD, NARROW QUIRK
Bb BEVELED BACKBAND
Cn CUT NAIL
Rn REPRODUCTION NAIL
Wn WIRE NAIL
Sc SCREW

- ● 960 - PRESENT: CONTEMPORARY NPS MAINT. AND INTERP.
- ○ 1923 - 1959: NPS OWNERSHIP AND EARLY RESTORATION
- ○ 1871 - 1922: HISTORICAL ALTERATIONS, PRE-PARK

N2► MOLDING TYPE INDISCERNIBLE

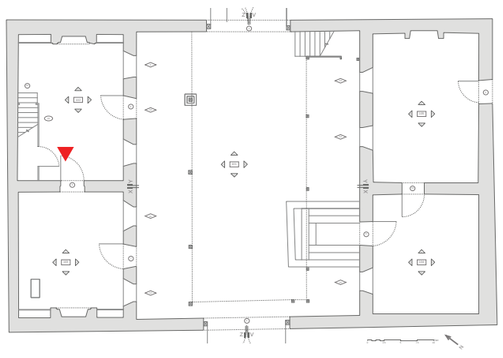

WINSOR CASTLE

UPPER BUILDING

RM 102 | ELV 4

CHARACTERISTICS

Mt MORTISE AND TENON
Pg PEGGED
Tg TONGUE AND GROOVE
Ch CHAMFERED
Mi MITERED CONNECTION
Bu BUTTED CONNECTION
Hp HAND PLANED
Cs CIRCULAR SAWN
Rs RECIPROCAL SAWN
Ip INDISCERNIBLE PLANING
M1 MOLDING TYPE M.1: NARROW BEAD, WIDE QUIRK
M2 MOLDING TYPE M.2: WIDE BEAD, WIDE QUIRK
M3 MOLDING TYPE M.3: WIDE BEAD, SLOPED QUIRK
M4 MOLDING TYPE M.4: FLAT BEAD, WIDE QUIRK
M5 MOLDING TYPE M.5: ROUND BEAD, NARROW QUIRK
Bb BEVELED BACKBAND
Cn CUT NAIL
Rn REPRODUCTION NAIL
Wn WIRE NAIL
Sc SCREW

● 960 - PRESENT: CONTEMPORARY NPS MAINT. AND INTERP.
○ 1923 - 1959: NPS OWNERSHIP AND EARLY RESTORATION
○ 1871 - 1922: HISTORICAL ALTERATIONS, PRE-PARK

N3► "N WALL NEXT TO STAIRS" WRITTEN ON BACK OF BASEBOARD

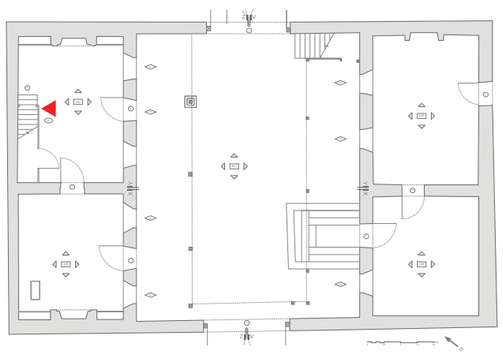

WINSOR CASTLE

UPPER BUILDING

RM 103 | ELV 1

CHARACTERISTICS

Mt MORTISE AND TENON
Pg PEGGED
Tg TONGUE AND GROOVE
Ch CHAMFERED
Mi MITERED CONNECTION
Bu BUTTED CONNECTION
Hp HAND PLANED
Cs CIRCULAR SAWN
Rs RECIPROCAL SAWN
Ip INDISCERNIBLE PLANING
M1 MOLDING TYPE M.1: NARROW BEAD, WIDE QUIRK
M2 MOLDING TYPE M.2: WIDE BEAD, WIDE QUIRK
M3 MOLDING TYPE M.3: WIDE BEAD, SLOPED QUIRK
M4 MOLDING TYPE M.4: FLAT BEAD, WIDE QUIRK
M5 MOLDING TYPE M.5: ROUND BEAD, NARROW QUIRK
Bb BEVELED BACKBAND
Cn CUT NAIL
Rn REPRODUCTION NAIL
Wn WIRE NAIL
Sc SCREW

- 960 - PRESENT: CONTEMPORARY NPS MAINT. AND INTERP.
- 1923 - 1959: NPS OWNERSHIP AND EARLY RESTORATION
- 1871 - 1922: HISTORICAL ALTERATIONS, PRE-PARK

N4► NO PEGGING AND NOT CLEARLY PLANED AS OTHER DOORS

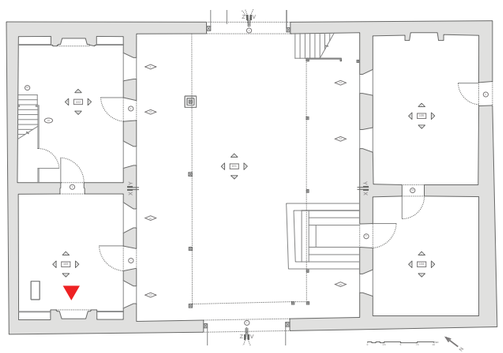

WINSOR CASTLE

UPPER BUILDING

RM 103 | ELV 2

CHARACTERISTICS

Mt MORTISE AND TENON
Pg PEGGED
Tg TONGUE AND GROOVE
Ch CHAMFERED
Mi MITERED CONNECTION
Bu BUTTED CONNECTION
Hp HAND PLANED
Cs CIRCULAR SAWN
Rs RECIPROCAL SAWN
Ip INDISCERNIBLE PLANING
M1 MOLDING TYPE M.1: NARROW BEAD, WIDE QUIRK
M2 MOLDING TYPE M.2: WIDE BEAD, WIDE QUIRK
M3 MOLDING TYPE M.3: WIDE BEAD, SLOPED QUIRK
M4 MOLDING TYPE M.4: FLAT BEAD, WIDE QUIRK
M5 MOLDING TYPE M.5: ROUND BEAD, NARROW QUIRK
Bb BEVELED BACKBAND
Cn CUT NAIL
Rn REPRODUCTION NAIL
Wn WIRE NAIL
Sc SCREW

- ● 960 - PRESENT: CONTEMPORARY NPS MAINT. AND INTERP.
- ○ 1923 - 1959: NPS OWNERSHIP AND EARLY RESTORATION
- ○ 1871 - 1922: HISTORICAL ALTERATIONS, PRE-PARK

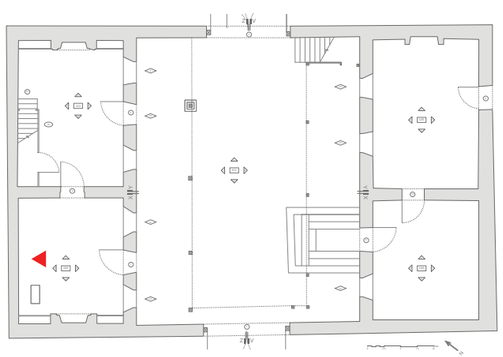

WINSOR CASTLE

UPPER BUILDING

RM 103 | ELV 3

CHARACTERISTICS

- **Mt** MORTISE AND TENON
- **Pg** PEGGED
- **Tg** TONGUE AND GROOVE
- **Ch** CHAMFERED
- **Mi** MITERED CONNECTION
- **Bu** BUTTED CONNECTION
- **Hp** HAND PLANED
- **Cs** CIRCULAR SAWN
- **Rs** RECIPROCAL SAWN
- **Ip** INDISCERNIBLE PLANING
- **M1** MOLDING TYPE M.1: NARROW BEAD, WIDE QUIRK
- **M2** MOLDING TYPE M.2: WIDE BEAD, WIDE QUIRK
- **M3** MOLDING TYPE M.3: WIDE BEAD, SLOPED QUIRK
- **M4** MOLDING TYPE M.4: FLAT BEAD, WIDE QUIRK
- **M5** MOLDING TYPE M.5: ROUND BEAD, NARROW QUIRK
- **Bb** BEVELED BACKBAND
- **Cn** CUT NAIL
- **Rn** REPRODUCTION NAIL
- **Wn** WIRE NAIL
- **Sc** SCREW

- 960 - PRESENT: CONTEMPORARY NPS MAINT. AND INTERP.
- 1923 - 1959: NPS OWNERSHIP AND EARLY RESTORATION
- 1871 - 1922: HISTORICAL ALTERATIONS, PRE-PARK

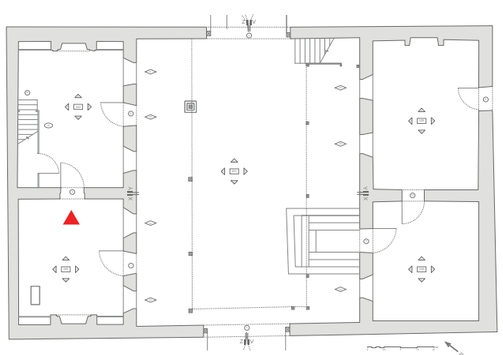

WINSOR CASTLE

UPPER BUILDING

RM 103 | ELV 4

CHARACTERISTICS

Mt MORTISE AND TENON
Pg PEGGED
Tg TONGUE AND GROOVE
Ch CHAMFERED
Mi MITERED CONNECTION
Bu BUTTED CONNECTION
Hp HAND PLANED
Cs CIRCULAR SAWN
Rs RECIPROCAL SAWN
Ip INDISCERNIBLE PLANING
M1 MOLDING TYPE M.1: NARROW BEAD, WIDE QUIRK
M2 MOLDING TYPE M.2: WIDE BEAD, WIDE QUIRK
M3 MOLDING TYPE M.3: WIDE BEAD, SLOPED QUIRK
M4 MOLDING TYPE M.4: FLAT BEAD, WIDE QUIRK
M5 MOLDING TYPE M.5: ROUND BEAD, NARROW QUIRK
Bb BEVELED BACKBAND
Cn CUT NAIL
Rn REPRODUCTION NAIL
Wn WIRE NAIL
Sc SCREW

- 960 - PRESENT: CONTEMPORARY NPS MAINT. AND INTERP.
- 1923 - 1959: NPS OWNERSHIP AND EARLY RESTORATION
- 1871 - 1922: HISTORICAL ALTERATIONS, PRE-PARK

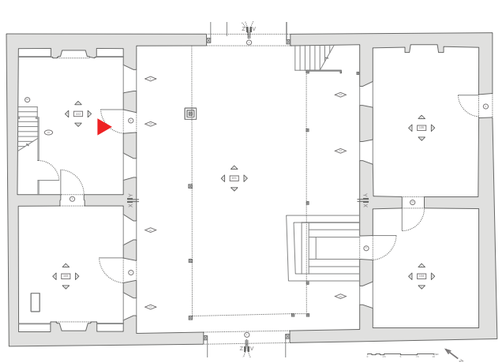

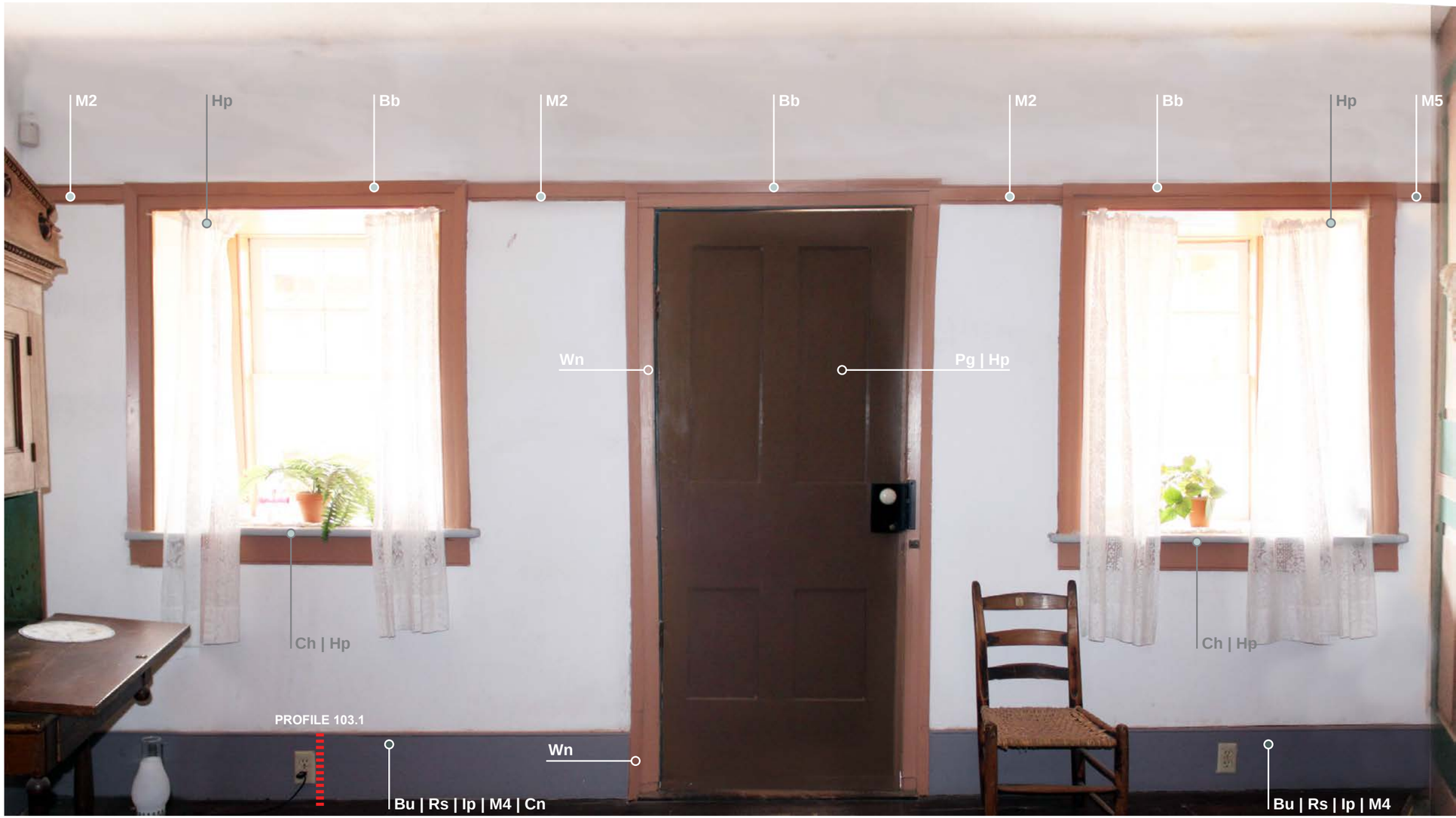

WINSOR CASTLE

LOWER BUILDING

RM 104 | ELV 1

CHARACTERISTICS

Mt MORTISE AND TENON
Pg PEGGED
Tg TONGUE AND GROOVE
Ch CHAMFERED
Mi MITERED CONNECTION
Bu BUTTED CONNECTION
Hp HAND PLANED
Cs CIRCULAR SAWN
Rs RECIPROCAL SAWN
Ip INDISCERNIBLE PLANING
M1 MOLDING TYPE M.1: NARROW BEAD, WIDE QUIRK
M2 MOLDING TYPE M.2: WIDE BEAD, WIDE QUIRK
M3 MOLDING TYPE M.3: WIDE BEAD, SLOPED QUIRK
M4 MOLDING TYPE M.4: FLAT BEAD, WIDE QUIRK
M5 MOLDING TYPE M.5: ROUND BEAD, NARROW QUIRK
Bb BEVELED BACKBAND
Cn CUT NAIL
Rn REPRODUCTION NAIL
Wn WIRE NAIL
Sc SCREW

- ● 960 - PRESENT: CONTEMPORARY NPS MAINT. AND INTERP.
- ○ 1923 - 1959: NPS OWNERSHIP AND EARLY RESTORATION
- ○ 1871 - 1922: HISTORICAL ALTERATIONS, PRE-PARK

N5 ► SOFFIT COMPRISED OF ONE REPLACEMENT AND ONE HAND-PLANED BOARD
N6 ► BOTTOM OF FRAME IS NOTCHED FOR PREVIOUS THRESHOLD OR STEP

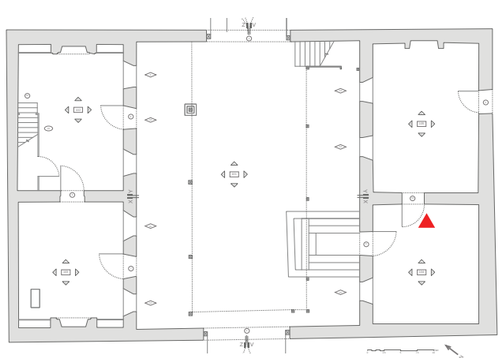

WINSOR CASTLE

LOWER BUILDING

RM 104 | ELV 2

CHARACTERISTICS

Mt MORTISE AND TENON
Pg PEGGED
Tg TONGUE AND GROOVE
Ch CHAMFERED
Mi MITERED CONNECTION
Bu BUTTED CONNECTION
Hp HAND PLANED
Cs CIRCULAR SAWN
Rs RECIPROCAL SAWN
Ip INDISCERNIBLE PLANING
M1 MOLDING TYPE M.1: NARROW BEAD, WIDE QUIRK
M2 MOLDING TYPE M.2: WIDE BEAD, WIDE QUIRK
M3 MOLDING TYPE M.3: WIDE BEAD, SLOPED QUIRK
M4 MOLDING TYPE M.4: FLAT BEAD, WIDE QUIRK
M5 MOLDING TYPE M.5: ROUND BEAD, NARROW QUIRK
Bb BEVELED BACKBAND
Cn CUT NAIL
Rn REPRODUCTION NAIL
Wn WIRE NAIL
Sc SCREW

- ● 960 - PRESENT: CONTEMPORARY NPS MAINT. AND INTERP.
- ○ 1923 - 1959: NPS OWNERSHIP AND EARLY RESTORATION
- ○ 1871 - 1922: HISTORICAL ALTERATIONS, PRE-PARK

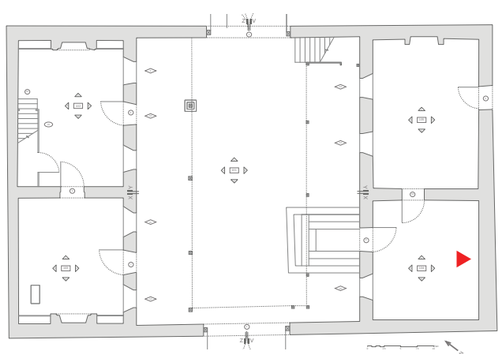

WINSOR CASTLE

LOWER BUILDING

RM 104 | ELV 3

CHARACTERISTICS

Mt MORTISE AND TENON
Pg PEGGED
Tg TONGUE AND GROOVE
Ch CHAMFERED
Mi MITERED CONNECTION
Bu BUTTED CONNECTION
Hp HAND PLANED
Cs CIRCULAR SAWN
Rs RECIPROCAL SAWN
Ip INDISCERNIBLE PLANING
M1 MOLDING TYPE M.1: NARROW BEAD, WIDE QUIRK
M2 MOLDING TYPE M.2: WIDE BEAD, WIDE QUIRK
M3 MOLDING TYPE M.3: WIDE BEAD, SLOPED QUIRK
M4 MOLDING TYPE M.4: FLAT BEAD, WIDE QUIRK
M5 MOLDING TYPE M.5: ROUND BEAD, NARROW QUIRK
Bb BEVELED BACKBAND
Cn CUT NAIL
Rn REPRODUCTION NAIL
Wn WIRE NAIL
Sc SCREW

- ● 960 - PRESENT: CONTEMPORARY NPS MAINT. AND INTERP.
- ○ 1923 - 1959: NPS OWNERSHIP AND EARLY RESTORATION
- ○ 1871 - 1922: HISTORICAL ALTERATIONS, PRE-PARK

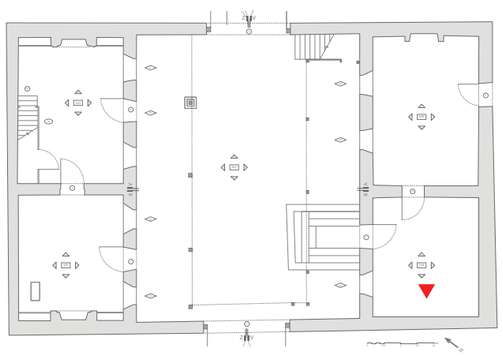

WINSOR CASTLE

LOWER BUILDING

RM 104 | ELV 4

CHARACTERISTICS

Mt MORTISE AND TENON
Pg PEGGED
Tg TONGUE AND GROOVE
Ch CHAMFERED
Mi MITERED CONNECTION
Bu BUTTED CONNECTION
Hp HAND PLANED
Cs CIRCULAR SAWN
Rs RECIPROCAL SAWN
Ip INDISCERNIBLE PLANING
M1 MOLDING TYPE M.1: NARROW BEAD, WIDE QUIRK
M2 MOLDING TYPE M.2: WIDE BEAD, WIDE QUIRK
M3 MOLDING TYPE M.3: WIDE BEAD, SLOPED QUIRK
M4 MOLDING TYPE M.4: FLAT BEAD, WIDE QUIRK
M5 MOLDING TYPE M.5: ROUND BEAD, NARROW QUIRK
Bb BEVELED BACKBAND
Cn CUT NAIL
Rn REPRODUCTION NAIL
Wn WIRE NAIL
Sc SCREW

- ● 960 - PRESENT: CONTEMPORARY NPS MAINT. AND INTERP.
- ○ 1923 - 1959: NPS OWNERSHIP AND EARLY RESTORATION
- ○ 1871 - 1922: HISTORICAL ALTERATIONS, PRE-PARK

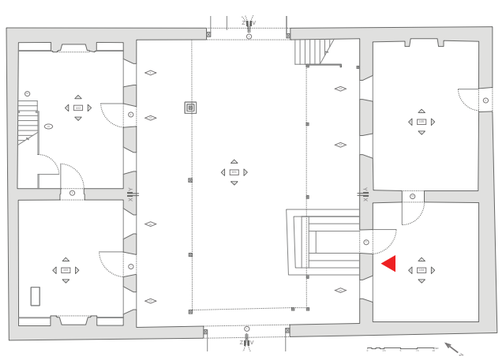

WINSOR CASTLE

LOWER BUILDING

RM 105 | ELV 1

CHARACTERISTICS

Mt MORTISE AND TENON
Pg PEGGED
Tg TONGUE AND GROOVE
Ch CHAMFERED
Mi MITERED CONNECTION
Bu BUTTED CONNECTION
Hp HAND PLANED
Cs CIRCULAR SAWN
Rs RECIPROCAL SAWN
Ip INDISCERNIBLE PLANING
M1 MOLDING TYPE M.1: NARROW BEAD, WIDE QUIRK
M2 MOLDING TYPE M.2: WIDE BEAD, WIDE QUIRK
M3 MOLDING TYPE M.3: WIDE BEAD, SLOPED QUIRK
M4 MOLDING TYPE M.4: FLAT BEAD, WIDE QUIRK
M5 MOLDING TYPE M.5: ROUND BEAD, NARROW QUIRK
Bb BEVELED BACKBAND
Cn CUT NAIL
Rn REPRODUCTION NAIL
Wn WIRE NAIL
Sc SCREW

- ● 960 - PRESENT: CONTEMPORARY NPS MAINT. AND INTERP.
- ○ 1923 - 1959: NPS OWNERSHIP AND EARLY RESTORATION
- ○ 1871 - 1922: HISTORICAL ALTERATIONS, PRE-PARK

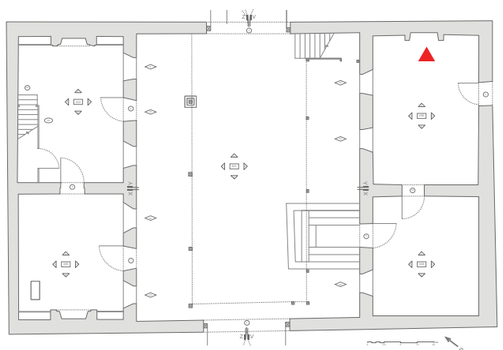

WINSOR CASTLE

LOWER BUILDING

RM 105 | ELV 2

CHARACTERISTICS

Mt MORTISE AND TENON
Pg PEGGED
Tg TONGUE AND GROOVE
Ch CHAMFERED
Mi MITERED CONNECTION
Bu BUTTED CONNECTION
Hp HAND PLANED
Cs CIRCULAR SAWN
Rs RECIPROCAL SAWN
Ip INDISCERNIBLE PLANING
M1 MOLDING TYPE M.1: NARROW BEAD, WIDE QUIRK
M2 MOLDING TYPE M.2: WIDE BEAD, WIDE QUIRK
M3 MOLDING TYPE M.3: WIDE BEAD, SLOPED QUIRK
M4 MOLDING TYPE M.4: FLAT BEAD, WIDE QUIRK
M5 MOLDING TYPE M.5: ROUND BEAD, NARROW QUIRK
Bb BEVELED BACKBAND
Cn CUT NAIL
Rn REPRODUCTION NAIL
Wn WIRE NAIL
Sc SCREW

- ● 960 - PRESENT: CONTEMPORARY NPS MAINT. AND INTERP.
- ○ 1923 - 1959: NPS OWNERSHIP AND EARLY RESTORATION
- ○ 1871 - 1922: HISTORICAL ALTERATIONS, PRE-PARK

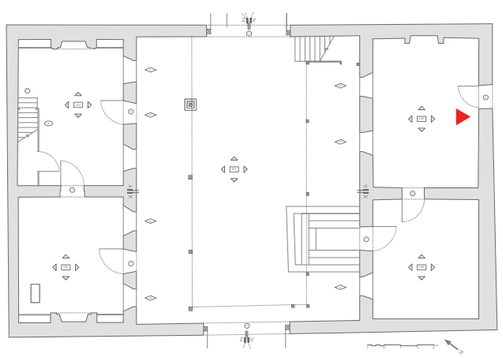

WINSOR CASTLE

LOWER BUILDING

RM 105 | ELV 3

CHARACTERISTICS

Mt MORTISE AND TENON
Pg PEGGED
Tg TONGUE AND GROOVE
Ch CHAMFERED
Mi MITERED CONNECTION
Bu BUTTED CONNECTION
Hp HAND PLANED
Cs CIRCULAR SAWN
Rs RECIPROCAL SAWN
Ip INDISCERNIBLE PLANING
M1 MOLDING TYPE M.1: NARROW BEAD, WIDE QUIRK
M2 MOLDING TYPE M.2: WIDE BEAD, WIDE QUIRK
M3 MOLDING TYPE M.3: WIDE BEAD, SLOPED QUIRK
M4 MOLDING TYPE M.4: FLAT BEAD, WIDE QUIRK
M5 MOLDING TYPE M.5: ROUND BEAD, NARROW QUIRK
Bb BEVELED BACKBAND
Cn CUT NAIL
Rn REPRODUCTION NAIL
Wn WIRE NAIL
Sc SCREW

- ● 960 - PRESENT: CONTEMPORARY NPS MAINT. AND INTERP.
- ○ 1923 - 1959: NPS OWNERSHIP AND EARLY RESTORATION
- ○ 1871 - 1922: HISTORICAL ALTERATIONS, PRE-PARK

N7► FLOOR LEVEL ALTERED AFTER 1940

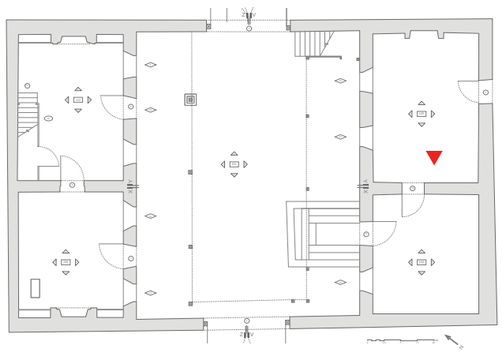

WINSOR CASTLE

LOWER BUILDING

RM 105 | ELV 4

CHARACTERISTICS

Mt MORTISE AND TENON
Pg PEGGED
Tg TONGUE AND GROOVE
Ch CHAMFERED
Mi MITERED CONNECTION
Bu BUTTED CONNECTION
Hp HAND PLANED
Cs CIRCULAR SAWN
Rs RECIPROCAL SAWN
Ip INDISCERNIBLE PLANING
M1 MOLDING TYPE M.1: NARROW BEAD, WIDE QUIRK
M2 MOLDING TYPE M.2: WIDE BEAD, WIDE QUIRK
M3 MOLDING TYPE M.3: WIDE BEAD, SLOPED QUIRK
M4 MOLDING TYPE M.4: FLAT BEAD, WIDE QUIRK
M5 MOLDING TYPE M.5: ROUND BEAD, NARROW QUIRK
Bb BEVELED BACKBAND
Cn CUT NAIL
Rn REPRODUCTION NAIL
Wn WIRE NAIL
Sc SCREW

- ● 960 - PRESENT: CONTEMPORARY NPS MAINT. AND INTERP.
- ○ 1923 - 1959: NPS OWNERSHIP AND EARLY RESTORATION
- ○ 1871 - 1922: HISTORICAL ALTERATIONS, PRE-PARK

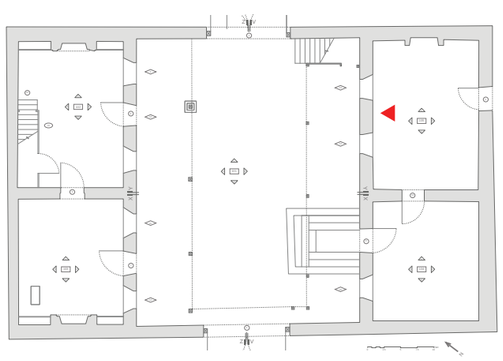

WINSOR CASTLE

UPPER BUILDING

RM 202 | ELV 1

CHARACTERISTICS

Mt MORTISE AND TENON
Pg PEGGED
Tg TONGUE AND GROOVE
Ch CHAMFERED
Mi MITERED CONNECTION
Bu BUTTED CONNECTION
Hp HAND PLANED
Cs CIRCULAR SAWN
Rs RECIPROCAL SAWN
Ip INDISCERNIBLE PLANING
M1 MOLDING TYPE M.1: NARROW BEAD, WIDE QUIRK
M2 MOLDING TYPE M.2: WIDE BEAD, WIDE QUIRK
M3 MOLDING TYPE M.3: WIDE BEAD, SLOPED QUIRK
M4 MOLDING TYPE M.4: FLAT BEAD, WIDE QUIRK
M5 MOLDING TYPE M.5: ROUND BEAD, NARROW QUIRK
Bb BEVELED BACKBAND
Cn CUT NAIL
Rn REPRODUCTION NAIL
Wn WIRE NAIL
Sc SCREW

- ● 1960 - PRESENT: CONTEMPORARY NPS MAINT. AND INTERP.
- ○ 1923 - 1959: NPS OWNERSHIP AND EARLY RESTORATION
- ○ 1871 - 1922: HISTORICAL ALTERATIONS, PRE-PARK

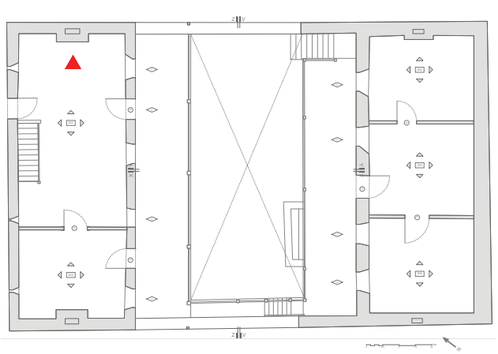

WINSOR CASTLE

UPPER BUILDING

RM 202 | ELV 2

CHARACTERISTICS

Mt MORTISE AND TENON
Pg PEGGED
Tg TONGUE AND GROOVE
Ch CHAMFERED
Mi MITERED CONNECTION
Bu BUTTED CONNECTION
Hp HAND PLANED
Cs CIRCULAR SAWN
Rs RECIPROCAL SAWN
Ip INDISCERNIBLE PLANING
M1 MOLDING TYPE M.1: NARROW BEAD, WIDE QUIRK
M2 MOLDING TYPE M.2: WIDE BEAD, WIDE QUIRK
M3 MOLDING TYPE M.3: WIDE BEAD, SLOPED QUIRK
M4 MOLDING TYPE M.4: FLAT BEAD, WIDE QUIRK
M5 MOLDING TYPE M.5: ROUND BEAD, NARROW QUIRK
Bb BEVELED BACKBAND
Cn CUT NAIL
Rn REPRODUCTION NAIL
Wn WIRE NAIL
Sc SCREW

- 1960 - PRESENT: CONTEMPORARY NPS MAINT. AND INTERP.
- 1923 - 1959: NPS OWNERSHIP AND EARLY RESTORATION
- 1871 - 1922: HISTORICAL ALTERATIONS, PRE-PARK

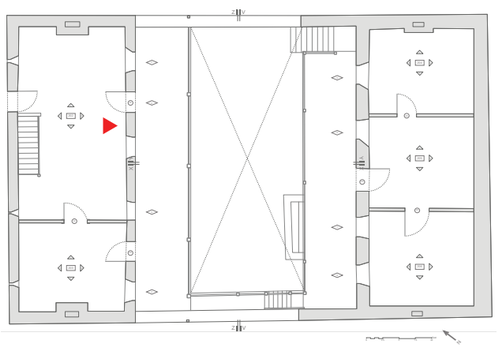

WINSOR CASTLE

UPPER BUILDING

RM 202 | ELV 3

CHARACTERISTICS

Mt MORTISE AND TENON
Pg PEGGED
Tg TONGUE AND GROOVE
Ch CHAMFERED
Mi MITERED CONNECTION
Bu BUTTED CONNECTION
Hp HAND PLANED
Cs CIRCULAR SAWN
Rs RECIPROCAL SAWN
Ip INDISCERNIBLE PLANING
M1 MOLDING TYPE M.1: NARROW BEAD, WIDE QUIRK
M2 MOLDING TYPE M.2: WIDE BEAD, WIDE QUIRK
M3 MOLDING TYPE M.3: WIDE BEAD, SLOPED QUIRK
M4 MOLDING TYPE M.4: FLAT BEAD, WIDE QUIRK
M5 MOLDING TYPE M.5: ROUND BEAD, NARROW QUIRK
Bb BEVELED BACKBAND
Cn CUT NAIL
Rn REPRODUCTION NAIL
Wn WIRE NAIL
Sc SCREW

- 1960 - PRESENT: CONTEMPORARY NPS MAINT. AND INTERP.
- 1923 - 1959: NPS OWNERSHIP AND EARLY RESTORATION
- 1871 - 1922: HISTORICAL ALTERATIONS, PRE-PARK

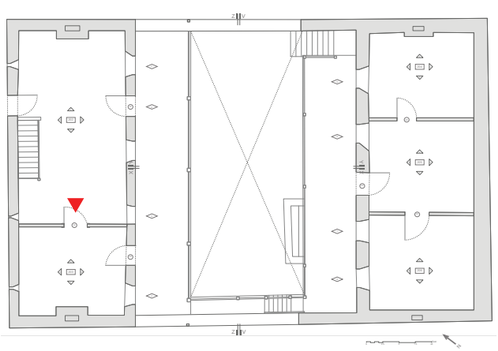

WINSOR CASTLE

UPPER BUILDING

RM 202 | ELV 4

CHARACTERISTICS

Mt MORTISE AND TENON
Pg PEGGED
Tg TONGUE AND GROOVE
Ch CHAMFERED
Mi MITERED CONNECTION
Bu BUTTED CONNECTION
Hp HAND PLANED
Cs CIRCULAR SAWN
Rs RECIPROCAL SAWN
Ip INDISCERNIBLE PLANING
M1 MOLDING TYPE M.1: NARROW BEAD, WIDE QUIRK
M2 MOLDING TYPE M.2: WIDE BEAD, WIDE QUIRK
M3 MOLDING TYPE M.3: WIDE BEAD, SLOPED QUIRK
M4 MOLDING TYPE M.4: FLAT BEAD, WIDE QUIRK
M5 MOLDING TYPE M.5: ROUND BEAD, NARROW QUIRK
Bb BEVELED BACKBAND
Cn CUT NAIL
Rn REPRODUCTION NAIL
Wn WIRE NAIL
Sc SCREW

- 1960 - PRESENT: CONTEMPORARY NPS MAINT. AND INTERP.
- 1923 - 1959: NPS OWNERSHIP AND EARLY RESTORATION
- 1871 - 1922: HISTORICAL ALTERATIONS, PRE-PARK

N8► NOT HAND PLANED

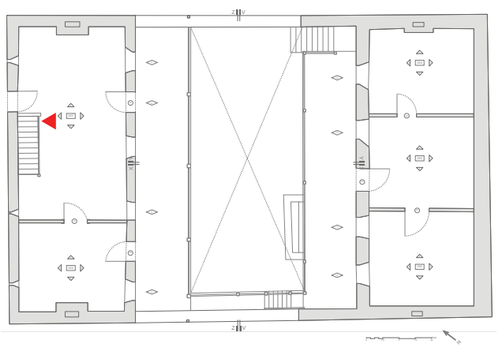

WINSOR CASTLE

UPPER BUILDING

RM 203 | ELV 1

CHARACTERISTICS

Mt MORTISE AND TENON
Pg PEGGED
Tg TONGUE AND GROOVE
Ch CHAMFERED
Mi MITERED CONNECTION
Bu BUTTED CONNECTION
Hp HAND PLANED
Cs CIRCULAR SAWN
Rs RECIPROCAL SAWN
Ip INDISCERNIBLE PLANING
M1 MOLDING TYPE M.1: NARROW BEAD, WIDE QUIRK
M2 MOLDING TYPE M.2: WIDE BEAD, WIDE QUIRK
M3 MOLDING TYPE M.3: WIDE BEAD, SLOPED QUIRK
M4 MOLDING TYPE M.4: FLAT BEAD, WIDE QUIRK
M5 MOLDING TYPE M.5: ROUND BEAD, NARROW QUIRK
Bb BEVELED BACKBAND
Cn CUT NAIL
Rn REPRODUCTION NAIL
Wn WIRE NAIL
Sc SCREW

- ● 1960 - PRESENT: CONTEMPORARY NPS MAINT. AND INTERP.
- ○ 1923 - 1959: NPS OWNERSHIP AND EARLY RESTORATION
- ○ 1871 - 1922: HISTORICAL ALTERATIONS, PRE-PARK

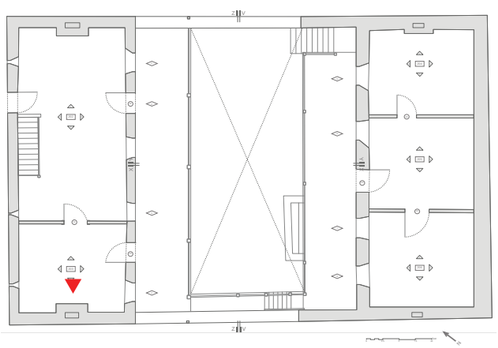



WINSOR CASTLE

UPPER BUILDING

RM 203 | ELV 2

CHARACTERISTICS

Mt MORTISE AND TENON
Pg PEGGED
Tg TONGUE AND GROOVE
Ch CHAMFERED
Mi MITERED CONNECTION
Bu BUTTED CONNECTION
Hp HAND PLANED
Cs CIRCULAR SAWN
Rs RECIPROCAL SAWN
Ip INDISCERNIBLE PLANING
M1 MOLDING TYPE M.1: NARROW BEAD, WIDE QUIRK
M2 MOLDING TYPE M.2: WIDE BEAD, WIDE QUIRK
M3 MOLDING TYPE M.3: WIDE BEAD, SLOPED QUIRK
M4 MOLDING TYPE M.4: FLAT BEAD, WIDE QUIRK
M5 MOLDING TYPE M.5: ROUND BEAD, NARROW QUIRK
Bb BEVELED BACKBAND
Cn CUT NAIL
Rn REPRODUCTION NAIL
Wn WIRE NAIL
Sc SCREW

- ● 1960 - PRESENT: CONTEMPORARY NPS MAINT. AND INTERP.
- ○ 1923 - 1959: NPS OWNERSHIP AND EARLY RESTORATION
- ○ 1871 - 1922: HISTORICAL ALTERATIONS, PRE-PARK

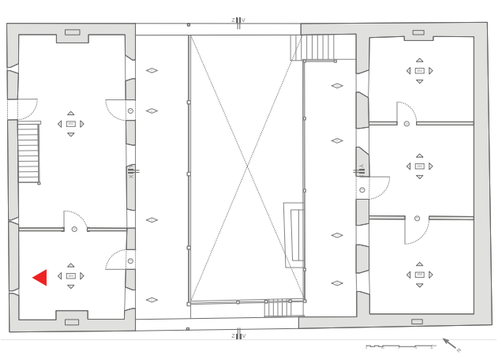

WINSOR CASTLE

UPPER BUILDING

RM 203 | ELV 3

CHARACTERISTICS

Mt MORTISE AND TENON
Pg PEGGED
Tg TONGUE AND GROOVE
Ch CHAMFERED
Mi MITERED CONNECTION
Bu BUTTED CONNECTION
Hp HAND PLANED
Cs CIRCULAR SAWN
Rs RECIPROCAL SAWN
Ip INDISCERNIBLE PLANING
M1 MOLDING TYPE M.1: NARROW BEAD, WIDE QUIRK
M2 MOLDING TYPE M.2: WIDE BEAD, WIDE QUIRK
M3 MOLDING TYPE M.3: WIDE BEAD, SLOPED QUIRK
M4 MOLDING TYPE M.4: FLAT BEAD, WIDE QUIRK
M5 MOLDING TYPE M.5: ROUND BEAD, NARROW QUIRK
Bb BEVELED BACKBAND
Cn CUT NAIL
Rn REPRODUCTION NAIL
Wn WIRE NAIL
Sc SCREW

- 1960 - PRESENT: CONTEMPORARY NPS MAINT. AND INTERP.
- 1923 - 1959: NPS OWNERSHIP AND EARLY RESTORATION
- 1871 - 1922: HISTORICAL ALTERATIONS, PRE-PARK

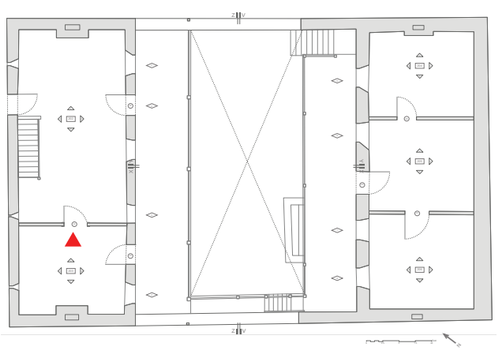



WINSOR CASTLE

UPPER BUILDING

RM 203 | ELV 4

CHARACTERISTICS

Mt MORTISE AND TENON
Pg PEGGED
Tg TONGUE AND GROOVE
Ch CHAMFERED
Mi MITERED CONNECTION
Bu BUTTED CONNECTION
Hp HAND PLANED
Cs CIRCULAR SAWN
Rs RECIPROCAL SAWN
Ip INDISCERNIBLE PLANING
M1 MOLDING TYPE M.1: NARROW BEAD, WIDE QUIRK
M2 MOLDING TYPE M.2: WIDE BEAD, WIDE QUIRK
M3 MOLDING TYPE M.3: WIDE BEAD, SLOPED QUIRK
M4 MOLDING TYPE M.4: FLAT BEAD, WIDE QUIRK
M5 MOLDING TYPE M.5: ROUND BEAD, NARROW QUIRK
Bb BEVELED BACKBAND
Cn CUT NAIL
Rn REPRODUCTION NAIL
Wn WIRE NAIL
Sc SCREW

- ● 1960 - PRESENT: CONTEMPORARY NPS MAINT. AND INTERP.
- ○ 1923 - 1959: NPS OWNERSHIP AND EARLY RESTORATION
- ○ 1871 - 1922: HISTORICAL ALTERATIONS, PRE-PARK

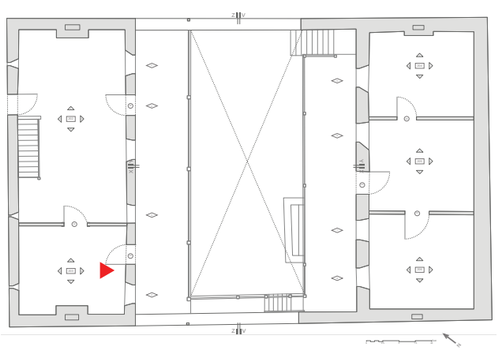

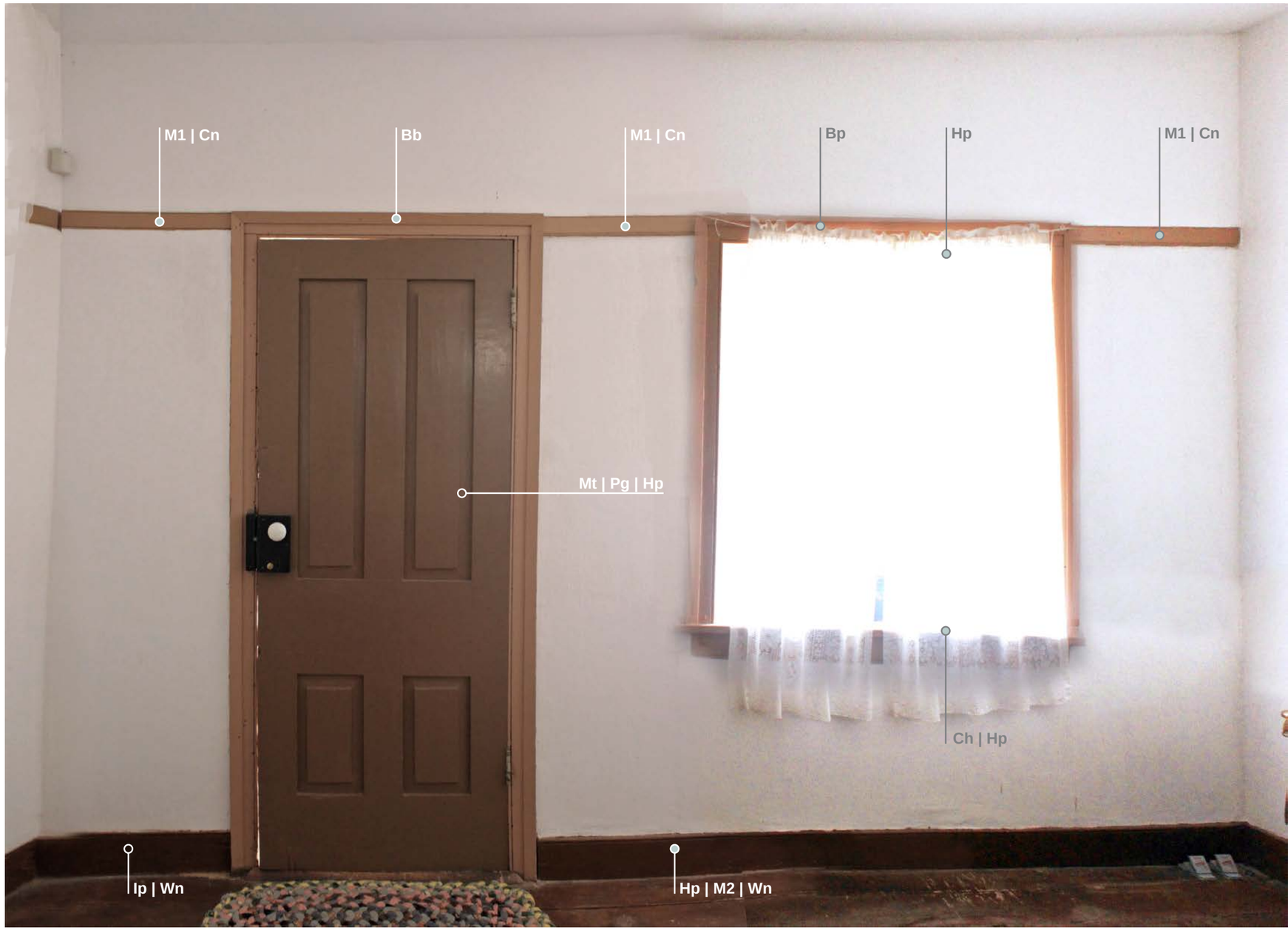

WINSOR CASTLE

LOWER BUILDING

RM 204 | ELV 1

CHARACTERISTICS

Mt MORTISE AND TENON
Pg PEGGED
Tg TONGUE AND GROOVE
Ch CHAMFERED
Mi MITERED CONNECTION
Bu BUTTED CONNECTION
Hp HAND PLANED
Cs CIRCULAR SAWN
Rs RECIPROCAL SAWN
Ip INDISCERNIBLE PLANING
M1 MOLDING TYPE M.1: NARROW BEAD, WIDE QUIRK
M2 MOLDING TYPE M.2: WIDE BEAD, WIDE QUIRK
M3 MOLDING TYPE M.3: WIDE BEAD, SLOPED QUIRK
M4 MOLDING TYPE M.4: FLAT BEAD, WIDE QUIRK
M5 MOLDING TYPE M.5: ROUND BEAD, NARROW QUIRK
Bb BEVELED BACKBAND
Cn CUT NAIL
Rn REPRODUCTION NAIL
Wn WIRE NAIL
Sc SCREW

- ● 1960 - PRESENT: CONTEMPORARY NPS MAINT. AND INTERP.
- ○ 1923 - 1959: NPS OWNERSHIP AND EARLY RESTORATION
- ○ 1871 - 1922: HISTORICAL ALTERATIONS, PRE-PARK

N9► CONTINUES THROUGH WALL AT WEST

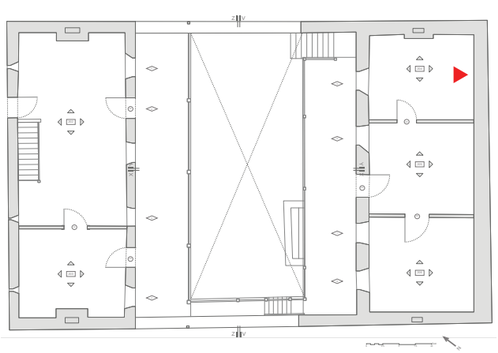

WINSOR CASTLE

LOWER BUILDING

RM 204 | ELV 2

CHARACTERISTICS

Mt MORTISE AND TENON
Pg PEGGED
Tg TONGUE AND GROOVE
Ch CHAMFERED
Mi MITERED CONNECTION
Bu BUTTED CONNECTION
Hp HAND PLANED
Cs CIRCULAR SAWN
Rs RECIPROCAL SAWN
Ip INDISCERNIBLE PLANING
M1 MOLDING TYPE M.1: NARROW BEAD, WIDE QUIRK
M2 MOLDING TYPE M.2: WIDE BEAD, WIDE QUIRK
M3 MOLDING TYPE M.3: WIDE BEAD, SLOPED QUIRK
M4 MOLDING TYPE M.4: FLAT BEAD, WIDE QUIRK
M5 MOLDING TYPE M.5: ROUND BEAD, NARROW QUIRK
Bb BEVELED BACKBAND
Cn CUT NAIL
Rn REPRODUCTION NAIL
Wn WIRE NAIL
Sc SCREW

- 1960 - PRESENT: CONTEMPORARY NPS MAINT. AND INTERP.
- 1923 - 1959: NPS OWNERSHIP AND EARLY RESTORATION
- 1871 - 1922: HISTORICAL ALTERATIONS, PRE-PARK

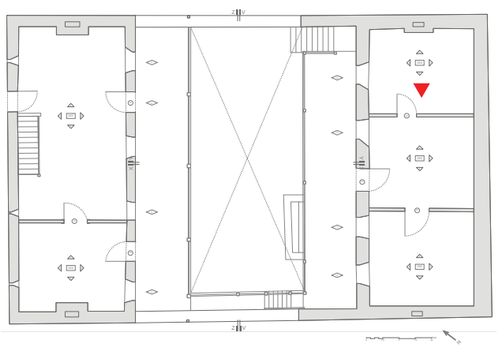

WINSOR CASTLE

LOWER BUILDING

RM 204 | ELV 3

CHARACTERISTICS

Mt MORTISE AND TENON
Pg PEGGED
Tg TONGUE AND GROOVE
Ch CHAMFERED
Mi MITERED CONNECTION
Bu BUTTED CONNECTION
Hp HAND PLANED
Cs CIRCULAR SAWN
Rs RECIPROCAL SAWN
Ip INDISCERNIBLE PLANING
M1 MOLDING TYPE M.1: NARROW BEAD, WIDE QUIRK
M2 MOLDING TYPE M.2: WIDE BEAD, WIDE QUIRK
M3 MOLDING TYPE M.3: WIDE BEAD, SLOPED QUIRK
M4 MOLDING TYPE M.4: FLAT BEAD, WIDE QUIRK
M5 MOLDING TYPE M.5: ROUND BEAD, NARROW QUIRK
Bb BEVELED BACKBAND
Cn CUT NAIL
Rn REPRODUCTION NAIL
Wn WIRE NAIL
Sc SCREW

1960 - PRESENT: CONTEMPORARY NPS MAINT. AND INTERP.
1923 - 1959: NPS OWNERSHIP AND EARLY RESTORATION
1871 - 1922: HISTORICAL ALTERATIONS, PRE-PARK

N10► BASEBAORD CONTINUES THROUGH WALL

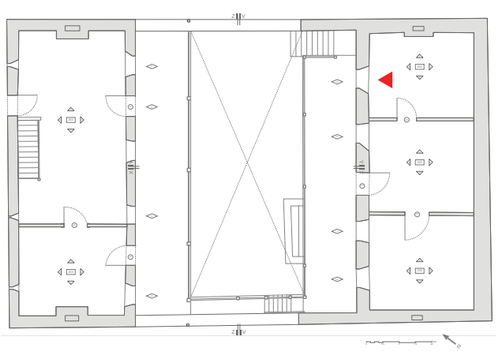

WINSOR CASTLE

LOWER BUILDING

RM 204 | ELV 4

CHARACTERISTICS

Mt MORTISE AND TENON
Pg PEGGED
Tg TONGUE AND GROOVE
Ch CHAMFERED
Mi MITERED CONNECTION
Bu BUTTED CONNECTION
Hp HAND PLANED
Cs CIRCULAR SAWN
Rs RECIPROCAL SAWN
Ip INDISCERNIBLE PLANING
M1 MOLDING TYPE M.1: NARROW BEAD, WIDE QUIRK
M2 MOLDING TYPE M.2: WIDE BEAD, WIDE QUIRK
M3 MOLDING TYPE M.3: WIDE BEAD, SLOPED QUIRK
M4 MOLDING TYPE M.4: FLAT BEAD, WIDE QUIRK
M5 MOLDING TYPE M.5: ROUND BEAD, NARROW QUIRK
Bb BEVELED BACKBAND
Cn CUT NAIL
Rn REPRODUCTION NAIL
Wn WIRE NAIL
Sc SCREW

- 1960 - PRESENT: CONTEMPORARY NPS MAINT. AND INTERP.
- 1923 - 1959: NPS OWNERSHIP AND EARLY RESTORATION
- 1871 - 1922: HISTORICAL ALTERATIONS, PRE-PARK

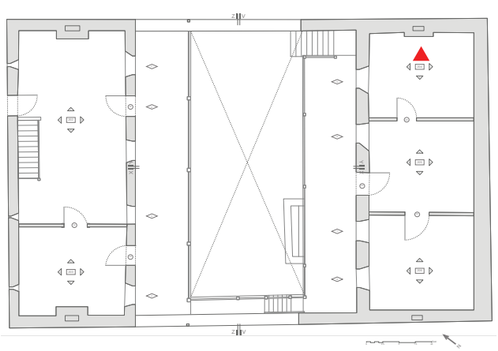

WINSOR CASTLE

LOWER BUILDING

RM 205 | ELV 1

CHARACTERISTICS

Mt MORTISE AND TENON
Pg PEGGED
Tg TONGUE AND GROOVE
Ch CHAMFERED
Mi MITERED CONNECTION
Bu BUTTED CONNECTION
Hp HAND PLANED
Cs CIRCULAR SAWN
Rs RECIPROCAL SAWN
Ip INDISCERNIBLE PLANING
M1 MOLDING TYPE M.1: NARROW BEAD, WIDE QUIRK
M2 MOLDING TYPE M.2: WIDE BEAD, WIDE QUIRK
M3 MOLDING TYPE M.3: WIDE BEAD, SLOPED QUIRK
M4 MOLDING TYPE M.4: FLAT BEAD, WIDE QUIRK
M5 MOLDING TYPE M.5: ROUND BEAD, NARROW QUIRK
Bb BEVELED BACKBAND
Cn CUT NAIL
Rn REPRODUCTION NAIL
Wn WIRE NAIL
Sc SCREW

- ● 1960 - PRESENT: CONTEMPORARY NPS MAINT. AND INTERP.
- ○ 1923 - 1959: NPS OWNERSHIP AND EARLY RESTORATION
- ○ 1871 - 1922: HISTORICAL ALTERATIONS, PRE-PARK

N11► BASEBOARD CONTINUES THROUGH WALL
N12► BASEBOARD IS A REPLACEMENT

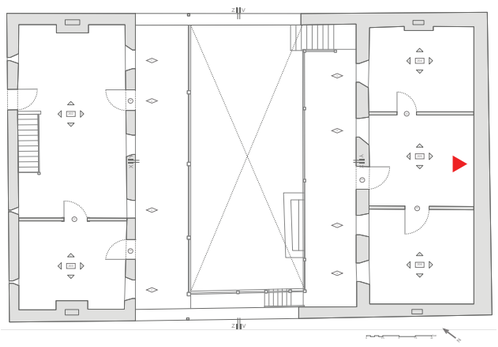



WINSOR CASTLE

LOWER BUILDING

RM 205 | ELV 2

CHARACTERISTICS

Mt MORTISE AND TENON
Pg PEGGED
Tg TONGUE AND GROOVE
Ch CHAMFERED
Mi MITERED CONNECTION
Bu BUTTED CONNECTION
Hp HAND PLANED
Cs CIRCULAR SAWN
Rs RECIPROCAL SAWN
Ip INDISCERNIBLE PLANING
M1 MOLDING TYPE M.1: NARROW BEAD, WIDE QUIRK
M2 MOLDING TYPE M.2: WIDE BEAD, WIDE QUIRK
M3 MOLDING TYPE M.3: WIDE BEAD, SLOPED QUIRK
M4 MOLDING TYPE M.4: FLAT BEAD, WIDE QUIRK
M5 MOLDING TYPE M.5: ROUND BEAD, NARROW QUIRK
Bb BEVELED BACKBAND
Cn CUT NAIL
Rn REPRODUCTION NAIL
Wn WIRE NAIL
Sc SCREW

- 1960 - PRESENT: CONTEMPORARY NPS MAINT. AND INTERP.
- 1923 - 1959: NPS OWNERSHIP AND EARLY RESTORATION
- 1871 - 1922: HISTORICAL ALTERATIONS, PRE-PARK

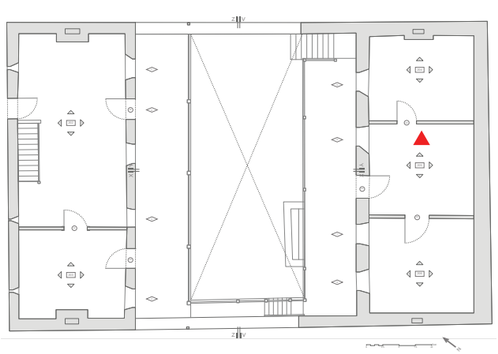

WINSOR CASTLE

LOWER BUILDING

RM 205 | ELV 3

CHARACTERISTICS

Mt MORTISE AND TENON
Pg PEGGED
Tg TONGUE AND GROOVE
Ch CHAMFERED
Mi MITERED CONNECTION
Bu BUTTED CONNECTION
Hp HAND PLANED
Cs CIRCULAR SAWN
Rs RECIPROCAL SAWN
Ip INDISCERNIBLE PLANING
M1 MOLDING TYPE M.1: NARROW BEAD, WIDE QUIRK
M2 MOLDING TYPE M.2: WIDE BEAD, WIDE QUIRK
M3 MOLDING TYPE M.3: WIDE BEAD, SLOPED QUIRK
M4 MOLDING TYPE M.4: FLAT BEAD, WIDE QUIRK
M5 MOLDING TYPE M.5: ROUND BEAD, NARROW QUIRK
Bb BEVELED BACKBAND
Cn CUT NAIL
Rn REPRODUCTION NAIL
Wn WIRE NAIL
Sc SCREW

- 1960 - PRESENT: CONTEMPORARY NPS MAINT. AND INTERP.
- 1923 - 1959: NPS OWNERSHIP AND EARLY RESTORATION
- 1871 - 1922: HISTORICAL ALTERATIONS, PRE-PARK

N13► PLANING INDISCERNIBLE BUT LIKELY HAND PLANED
N14► BASEBAORD CONTINUES THROUGH WALL

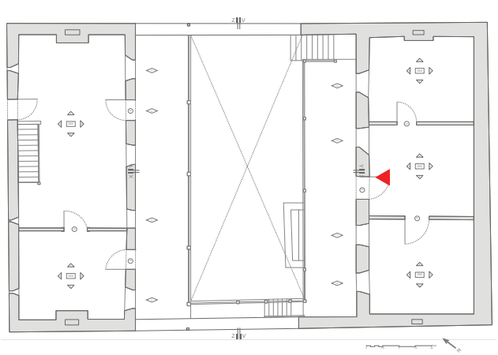



WINSOR CASTLE

LOWER BUILDING

RM 205 | ELV 4

CHARACTERISTICS

Mt MORTISE AND TENON
Pg PEGGED
Tg TONGUE AND GROOVE
Ch CHAMFERED
Mi MITERED CONNECTION
Bu BUTTED CONNECTION
Hp HAND PLANED
Cs CIRCULAR SAWN
Rs RECIPROCAL SAWN
Ip INDISCERNIBLE PLANING
M1 MOLDING TYPE M.1: NARROW BEAD, WIDE QUIRK
M2 MOLDING TYPE M.2: WIDE BEAD, WIDE QUIRK
M3 MOLDING TYPE M.3: WIDE BEAD, SLOPED QUIRK
M4 MOLDING TYPE M.4: FLAT BEAD, WIDE QUIRK
M5 MOLDING TYPE M.5: ROUND BEAD, NARROW QUIRK
Bb BEVELED BACKBAND
Cn CUT NAIL
Rn REPRODUCTION NAIL
Wn WIRE NAIL
Sc SCREW

- ● 1960 - PRESENT: CONTEMPORARY NPS MAINT. AND INTERP.
- ○ 1923 - 1959: NPS OWNERSHIP AND EARLY RESTORATION
- ○ 1871 - 1922: HISTORICAL ALTERATIONS, PRE-PARK

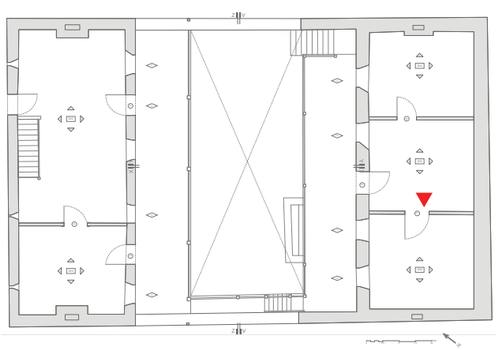

WINSOR CASTLE

LOWR BUILDING

RM 206 | ELV 1

CHARACTERISTICS

Mt MORTISE AND TENON
Pg PEGGED
Tg TONGUE AND GROOVE
Ch CHAMFERED
Mi MITERED CONNECTION
Bu BUTTED CONNECTION
Hp HAND PLANED
Cs CIRCULAR SAWN
Rs RECIPROCAL SAWN
Ip INDISCERNIBLE PLANING
M1 MOLDING TYPE M.1: NARROW BEAD, WIDE QUIRK
M2 MOLDING TYPE M.2: WIDE BEAD, WIDE QUIRK
M3 MOLDING TYPE M.3: WIDE BEAD, SLOPED QUIRK
M4 MOLDING TYPE M.4: FLAT BEAD, WIDE QUIRK
M5 MOLDING TYPE M.5: ROUND BEAD, NARROW QUIRK
Bb BEVELED BACKBAND
Cn CUT NAIL
Rn REPRODUCTION NAIL
Wn WIRE NAIL
Sc SCREW

- ● 1960 - PRESENT: CONTEMPORARY NPS MAINT. AND INTERP.
- ○ 1923 - 1959: NPS OWNERSHIP AND EARLY RESTORATION
- ○ 1871 - 1922: HISTORICAL ALTERATIONS, PRE-PARK

N15► BASEBOARD CONTINUES THROUGH WALL

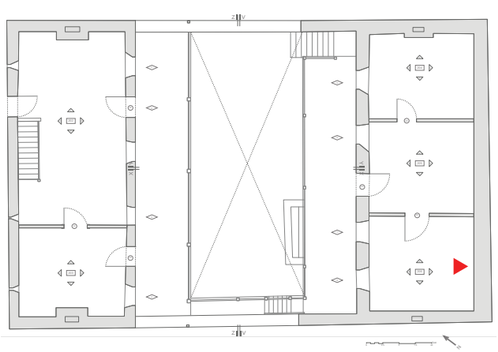



WINSOR CASTLE

LOWER BUILDING

RM 206 | ELV 2

CHARACTERISTICS

Mt MORTISE AND TENON
Pg PEGGED
Tg TONGUE AND GROOVE
Ch CHAMFERED
Mi MITERED CONNECTION
Bu BUTTED CONNECTION
Hp HAND PLANED
Cs CIRCULAR SAWN
Rs RECIPROCAL SAWN
Ip INDISCERNIBLE PLANING
M1 MOLDING TYPE M.1: NARROW BEAD, WIDE QUIRK
M2 MOLDING TYPE M.2: WIDE BEAD, WIDE QUIRK
M3 MOLDING TYPE M.3: WIDE BEAD, SLOPED QUIRK
M4 MOLDING TYPE M.4: FLAT BEAD, WIDE QUIRK
M5 MOLDING TYPE M.5: ROUND BEAD, NARROW QUIRK
Bb BEVELED BACKBAND
Cn CUT NAIL
Rn REPRODUCTION NAIL
Wn WIRE NAIL
Sc SCREW

- ● 1960 - PRESENT: CONTEMPORARY NPS MAINT. AND INTERP.
- ○ 1923 - 1959: NPS OWNERSHIP AND EARLY RESTORATION
- ○ 1871 - 1922: HISTORICAL ALTERATIONS, PRE-PARK

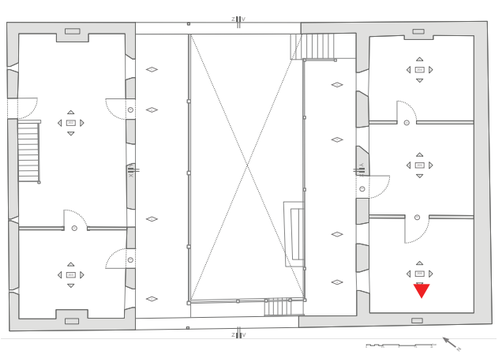



WINSOR CASTLE

LOWER BUILDING

RM 206 | ELV 3

CHARACTERISTICS

Mt MORTISE AND TENON
Pg PEGGED
Tg TONGUE AND GROOVE
Ch CHAMFERED
Mi MITERED CONNECTION
Bu BUTTED CONNECTION
Hp HAND PLANED
Cs CIRCULAR SAWN
Rs RECIPROCAL SAWN
Ip INDISCERNIBLE PLANING
M1 MOLDING TYPE M.1: NARROW BEAD, WIDE QUIRK
M2 MOLDING TYPE M.2: WIDE BEAD, WIDE QUIRK
M3 MOLDING TYPE M.3: WIDE BEAD, SLOPED QUIRK
M4 MOLDING TYPE M.4: FLAT BEAD, WIDE QUIRK
M5 MOLDING TYPE M.5: ROUND BEAD, NARROW QUIRK
Bb BEVELED BACKBAND
Cn CUT NAIL
Rn REPRODUCTION NAIL
Wn WIRE NAIL
Sc SCREW

- ● 1960 - PRESENT: CONTEMPORARY NPS MAINT. AND INTERP.
- ○ 1923 - 1959: NPS OWNERSHIP AND EARLY RESTORATION
- ○ 1871 - 1922: HISTORICAL ALTERATIONS, PRE-PARK

N16► BASEBOARD CONTINUES THROUGH WALL

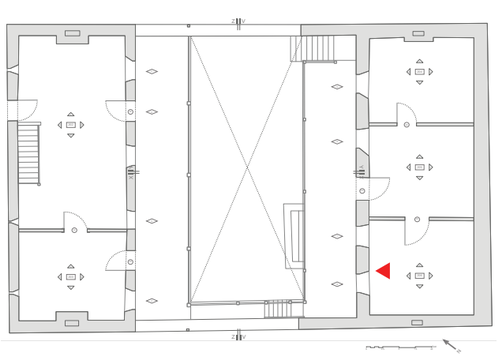

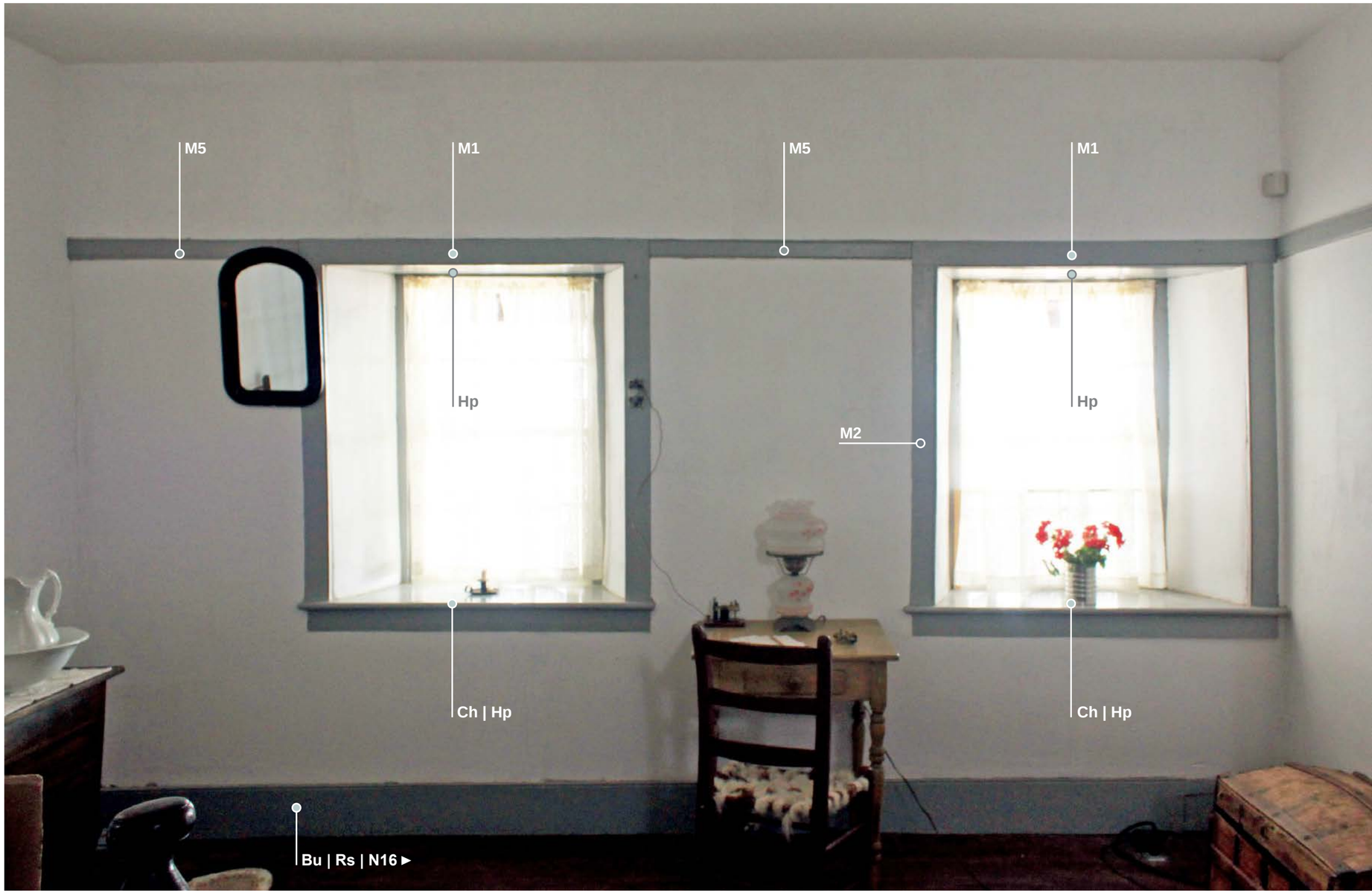

WINSOR CASTLE

LOWER BUILDING

RM 206 | ELV 4

CHARACTERISTICS

Mt MORTISE AND TENON
Pg PEGGED
Tg TONGUE AND GROOVE
Ch CHAMFERED
Mi MITERED CONNECTION
Bu BUTTED CONNECTION
Hp HAND PLANED
Cs CIRCULAR SAWN
Rs RECIPROCAL SAWN
Ip INDISCERNIBLE PLANING
M1 MOLDING TYPE M.1: NARROW BEAD, WIDE QUIRK
M2 MOLDING TYPE M.2: WIDE BEAD, WIDE QUIRK
M3 MOLDING TYPE M.3: WIDE BEAD, SLOPED QUIRK
M4 MOLDING TYPE M.4: FLAT BEAD, WIDE QUIRK
M5 MOLDING TYPE M.5: ROUND BEAD, NARROW QUIRK
Bb BEVELED BACKBAND
Cn CUT NAIL
Rn REPRODUCTION NAIL
Wn WIRE NAIL
Sc SCREW

- ● 1960 - PRESENT: CONTEMPORARY NPS MAINT. AND INTERP.
- ● 1923 - 1959: NPS OWNERSHIP AND EARLY RESTORATION
- ○ 1871 - 1922: HISTORICAL ALTERATIONS, PRE-PARK

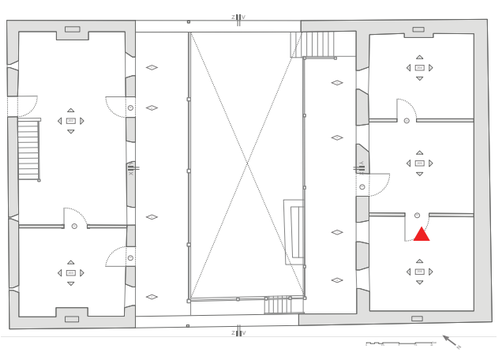



APPENDIX H

NAIL TYPOLOGY

FORT

The nails sampled during the onsite analysis of the fort buildings have been placed into three primary categories: cut, wire, and reproduction. Within these categories, the nails have been further classified according to distinguishing characteristics found on the head and shaft.

Historic cut nails (fabricated before 1900) are defined by subtle pinching at the shaft, slight tapering of the head's underside at the shaft connection, and a curve or beveling of the shaft.

Reproduction nails, by contrast, contain a very flat and much less substantial head, distinctive face pinching, and a uniformly flat shaft.

Wire nails consist of a uniformly round shaft with a flat, round head.

HISTORIC CUT NAILS

C.1 1.5” | ORIGINAL | 103: FIREPLACE MOLDING, BEVELED BACKBAND ON DOOR CASINGS

C.2 2” | PRE-1900 | 102: STAIR RISERS, 202: BASEBOARDS

C.3 2.5”-2.63 | PRE-1900 | 102: STAIR TREADS, 104: DOOR CASINGS

C.4 3” | PRE-1900 | 104: DOOR CASINGS, 202: ALTERED FLOORBOARD, 204: BASEBOARDS

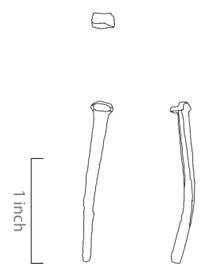

C.1

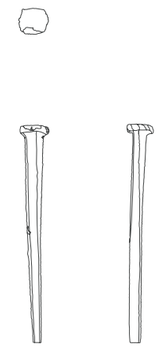

C.2

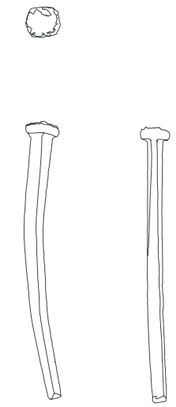

C.3

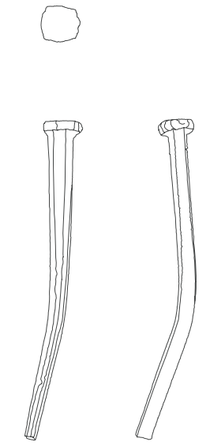

C.4

REPRODUCTION CUT NAILS

R.1 1.5” | MODERN USE | 102: BEADBOARD DOOR, 103 DUTCHMAN REPAIR

R.2 2.5” | RESTORATION (EXACT DATE UNKNOWN) 204: BASEBOARDS

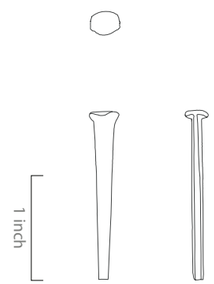

R.1

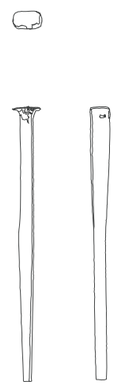

R.2

WIRE NAILS

W.1 1” | EARLY RESTORATION (1930) | 204: LATH

W.2 2.5” | EARLY RESTORATION (1929/1930) | 204: FLOOR 205: BASEBOARDS/FLOOR

W.3 3” | EARLY RESTORATION (1929/1930) | 204: BASEBOARDS 205: FLOORS

W.4 3” | EARLY RESTORATION (POST-1923) 204: BASEBOARD

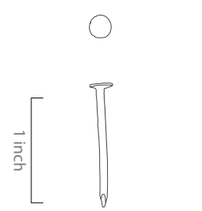

W.1

W.2

W.3

W.4

C.1

HISTORIC CUT NAILS

1.5 INCHES | ORIGINAL TO FORT CONSTRUCTION

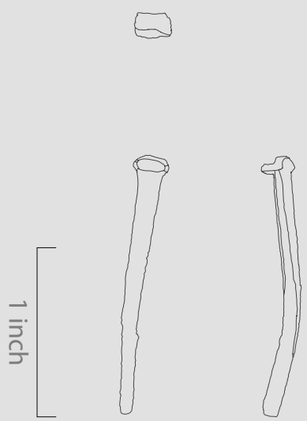

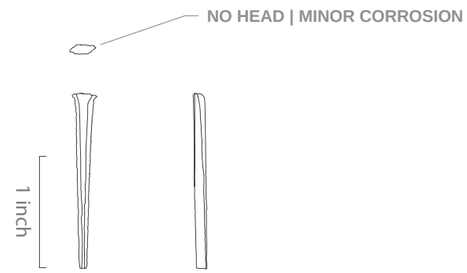

C1.1

103 PARLOR | FIREPLACE MOLDING

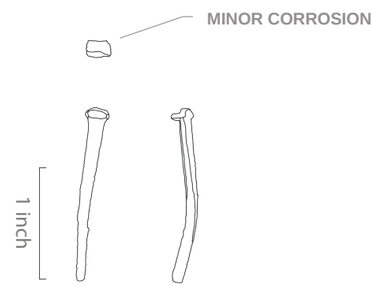

C1.2

103 PARLOR | BEVELED BACKBAND ON DOOR CASINGS

C.2

HISTORIC CUT NAILS

2 INCHES | EARLY INSTALLATION (PRE-1900)

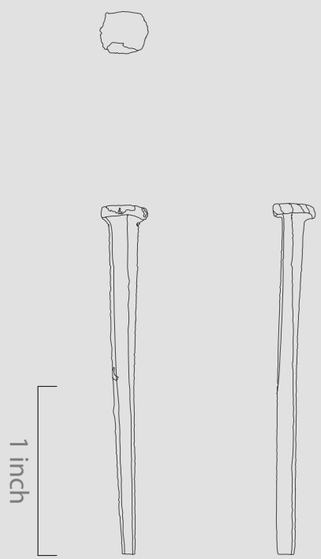

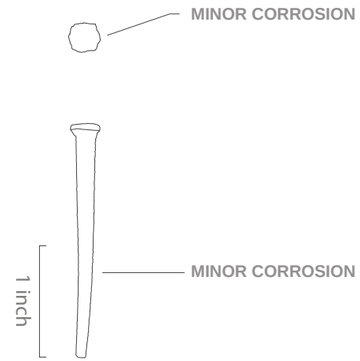

C2.1

102 KITCHEN | STAIR RISER

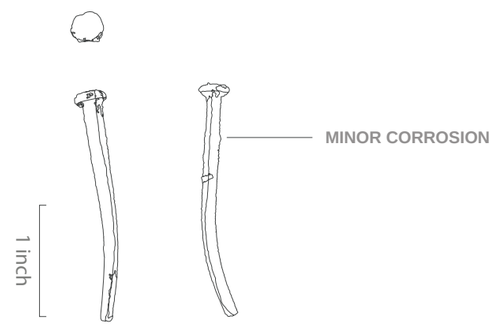



C2.2

202 MEETING ROOM | BASEBOARD AT STAIR

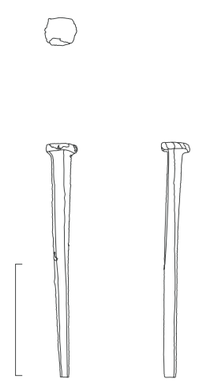



C2.3

202 MEETING ROOM | BASEBOARD AT STAIR

C.3

HISTORIC CUT NAILS

2.5 - 2.63 INCHES | EARLY INSTALLATION (PRE-1900)

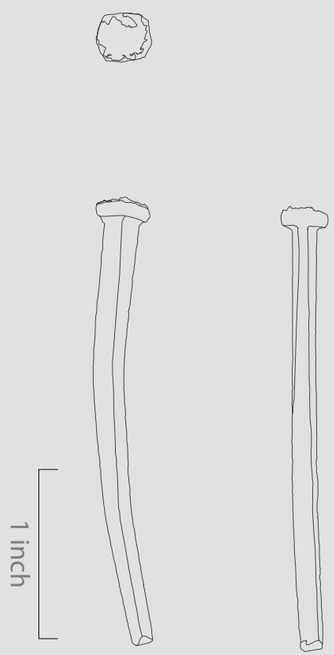

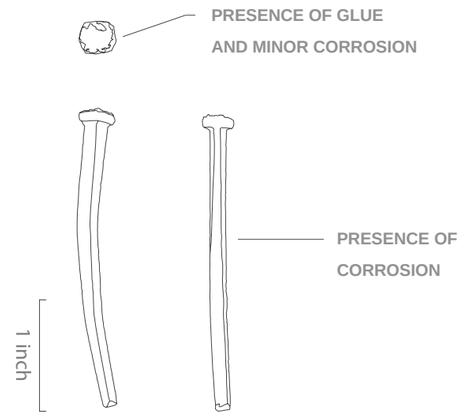

C3.1

102 KITCHEN | STAIR TREAD

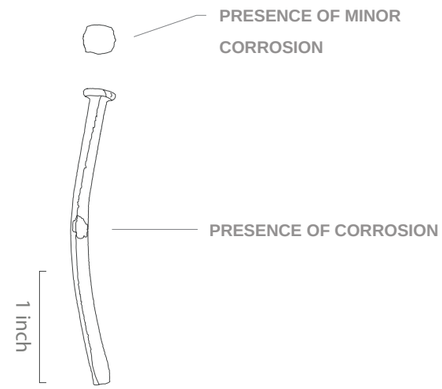

C3.2

104 SPRING ROOM | DOOR CASING

C.4

HISTORIC CUT NAILS

3 INCHES | EARLY INSTALLATION (PRE-1900)

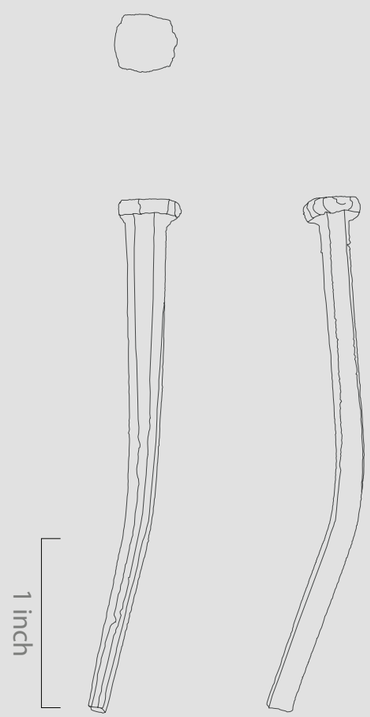

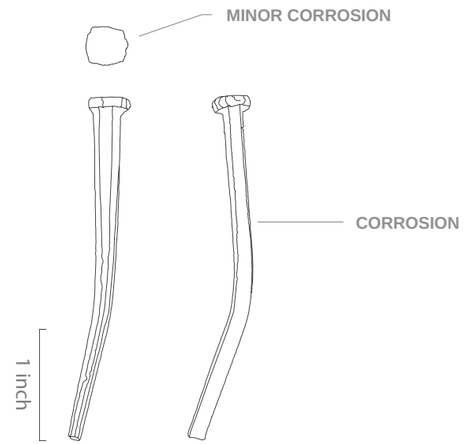

C4.1

104 SPRING ROOM | DOOR CASING

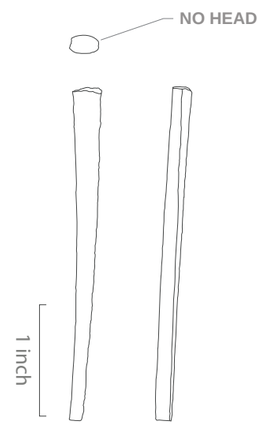

C4.2

202 MEETING ROOM | ALTERED FLOORBOARD

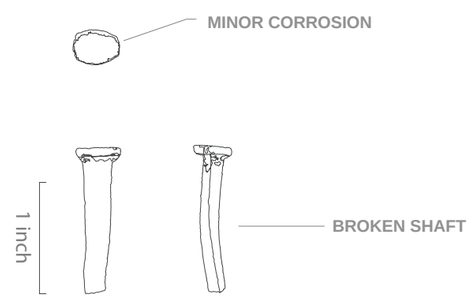

C4.3

204 SOUTHEAST BEDROOM | BASEBOARD

R1

REPRODUCTION CUT NAILS

1.5 INCHES | MODERN INSTALLATION (POST-1923)

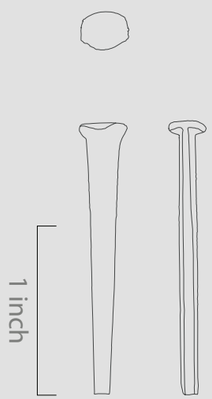

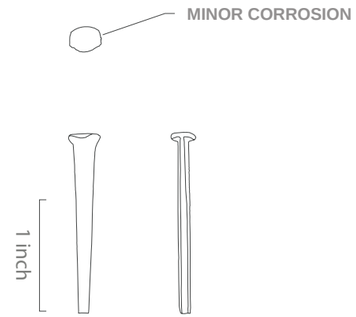

R1.1

102 KITCHEN | BEADBOARD DOOR

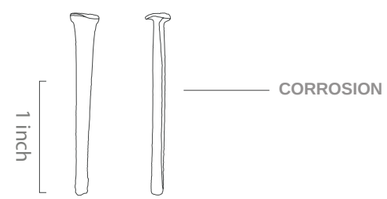

R1.2

103 PARLOR | DUTCHMAN REPAIR

R.2

REPRODUCTION CUT NAILS

2.5 INCHES | MODERN INSTALLATION (POST-1923)



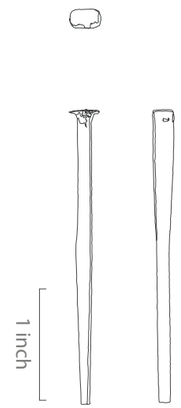

R2.1

204 SOUTHEAST BEDROOM | BASEBOARD

W.1

WIRE NAILS

1 INCH | EARLY RESTORATION (C. 1930)

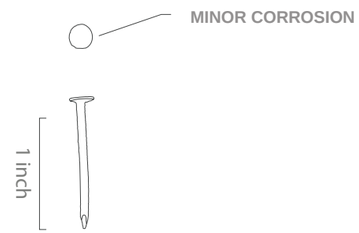

W1.1

204 SOUTHEAST BEDROOM | LATH

W.2

WIRE NAILS

2.5 INCHES | EARLY RESTORATION (C. 1929/1930)

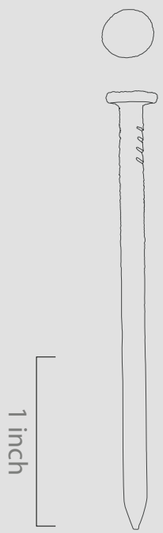

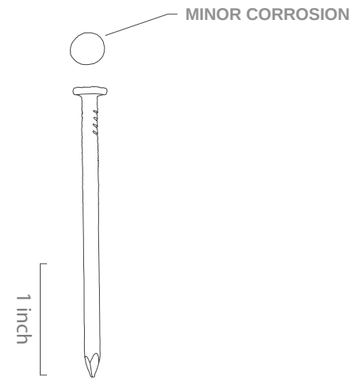

W2.1

204 SOUTHEAST BEDROOM | FLOOR

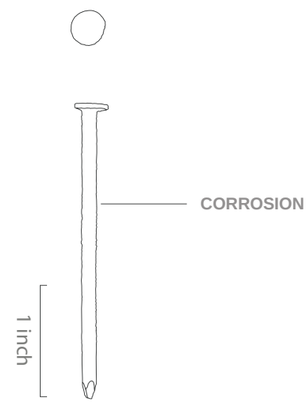

W2.2

205 MIDDLE ROOM | FLOOR

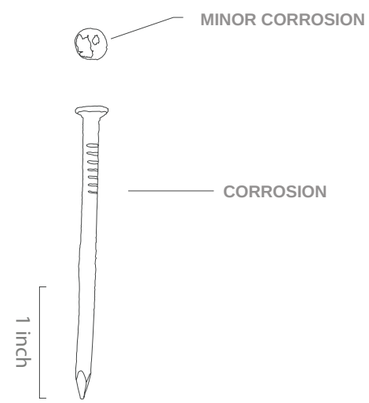

W2.3

205 MIDDLE ROOM | BASEBOARD

W.2

WIRE NAILS

2.5 INCHES | EARLY RESTORATION (C. 1929/1930)

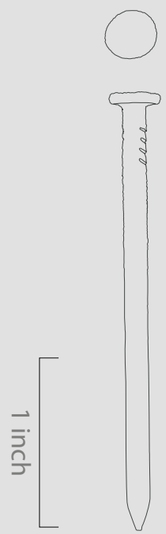

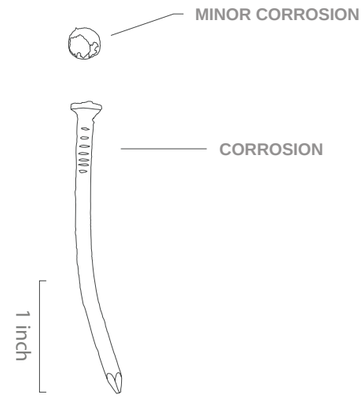

W2.4

205 MIDDLE ROOM | BASEBOARD

W.3

WIRE NAILS

3 INCHES | EARLY RESTORATION (C. 1929/1930)

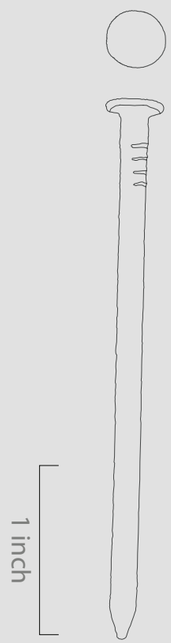

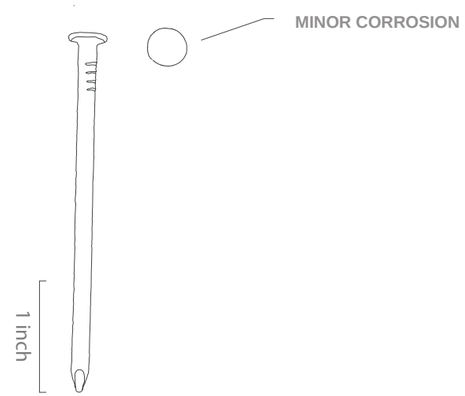

W3.1

204 SOUTHEAST BEDROOM | BASEBOARD

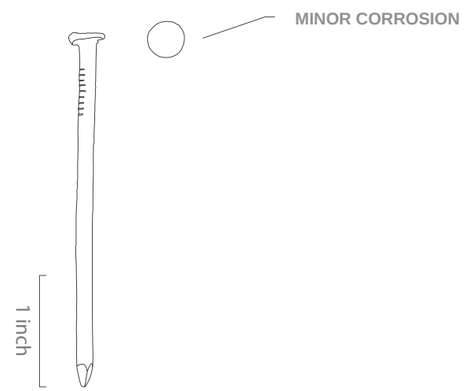

W3.2

205 MIDDLE ROOM | FLOOR

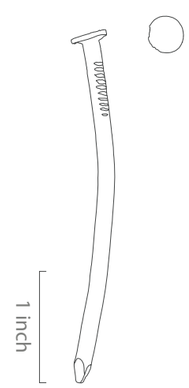

W3.3

205 MIDDLE ROOM | FLOOR

W.4

WIRE NAILS

3 INCHES | EARLY RESTORATION (POST-1923)

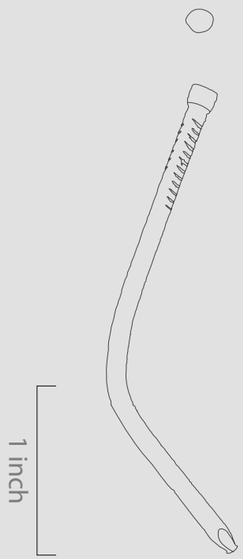

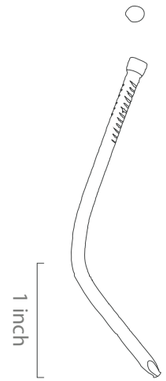

W4.1

204 SOUTHEAST BEDROOM | BASEBOARD

APPENDIX I

MOLDING TYPOLOGY

FORT

Periods of fabrication were assigned to each molding type found within the fort complex based on written documentation as well as the molding's characteristics in profile—particularly the shape of the bead and quirk. From these sources and features, the fort's base-boards, picture moldings, and door casings were classified into five types and assigned periods of fabrication.

M.1: Original to 1872 construction; contains a narrow round bead and wide, curved quirk.

M.2: Original to 1872 construction; contains large, round bead and wide, curved quirk.

M.3: Early alteration (1875–1895); contains large, round bead and wide, sloped quirk.

M.4: Restoration (circa 1930–1959); contains large, flat bead and wide quirk.

M.5: Restoration (circa 1959); contains large, round bead and nar-row, shallow quirk; occasionally appears altered with a cut bead.

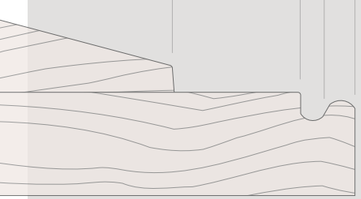

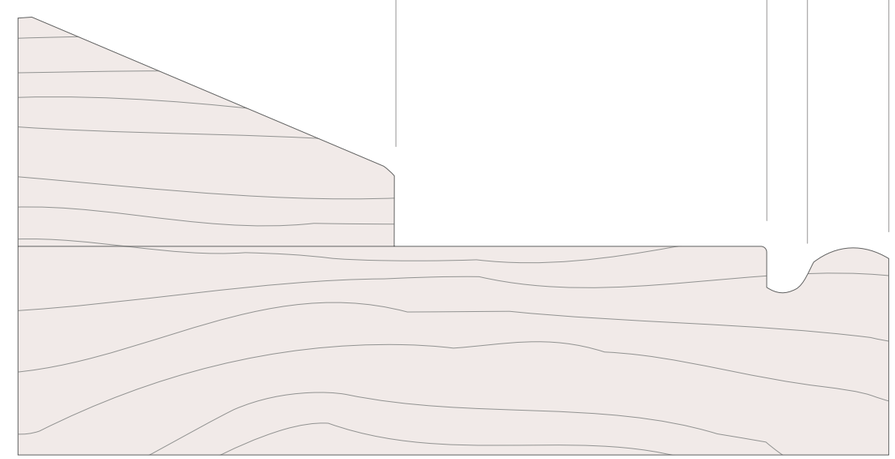

MOLDING

BASEBOARDS

M.1 | M.2

CIRCA 1872

ROUND BEAD | WIDE QUIRK

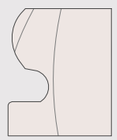

M.3

CIRCA 1876-1886

ROUND BEAD | SLOPED QUIRK

M.4

CIRCA 1930-1959

FLAT BEAD | WIDE QUIRK

M.1 | M.2

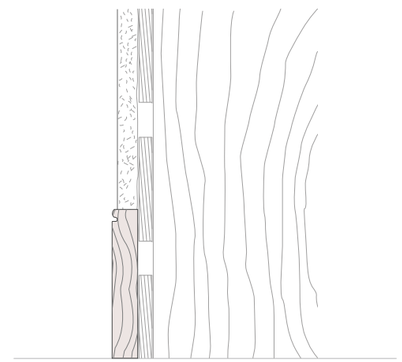

PROFILE 203.1

NORTHWEST BEDROOM, EAST WALL

PROFILE 204.3

SOUTHEAST BEDROOM, EAST WALL

PROFILE 202.5

MEETING ROOM, SOUTH WALL

M.3

PROFILE 202.8

MEETING ROOM, STAIR

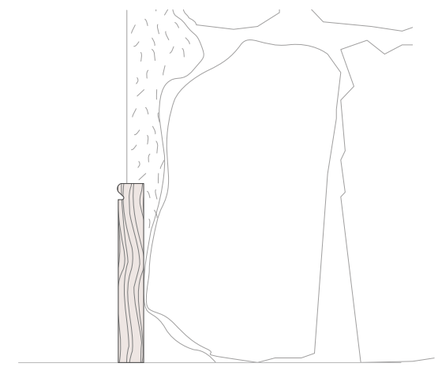

PROFILE 204.2

SOUTHEAST BEDROOM, NORTH WALL

M.4

PROFILE 204.1

SOUTHEAST BEDROOM, WEST WALL

PROFILE 103.1

PARLOR, SOUTH WALL

PROFILE 103.2

PARLOR, NORTH WALL

0 2 INCH

MOLDING

PICTURE

M.1 | M.2

CIRCA 1872

ROUND BEAD | WIDE QUIRK

M.5

CIRCA 1959

ROUND BEAD | NARROW QUIRK

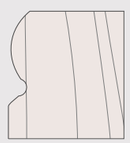

M.5 ALTERED

CIRCA 1959

CUT BEAD | NARROW QUIRK

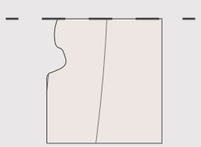

M.1 | M.2

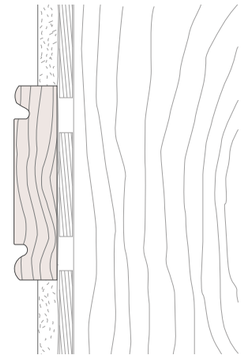

PROFILE 103.6
PARLOR, EAST WALL

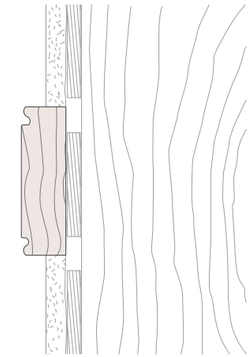

PROFILE 203.2
NORTHWEST BEDROOM, EAST WALL

M.5

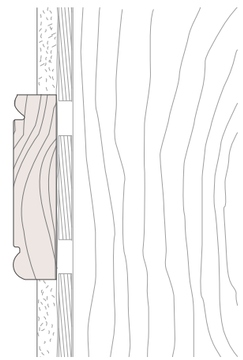

PROFILE 103.5
PARLOR, EAST WALL

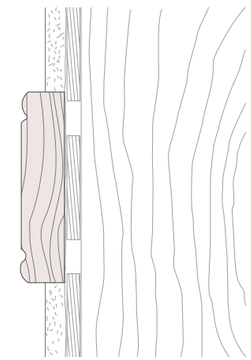

PROFILE 204.4
SOUTHEAST BEDROOM, NORTH WALL

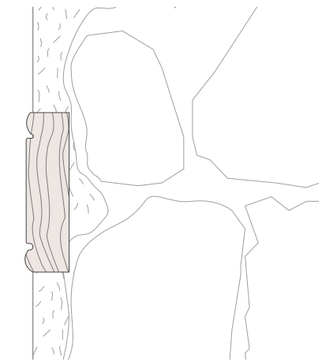

PROFILE 202.4
MEETING ROOM, SOUTH WALL

M.5 ALTERED

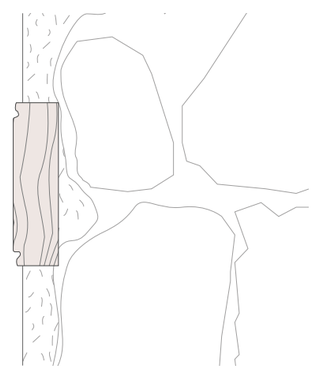

PROFILE 202.1
MEETING ROOM, SOUTH WALL

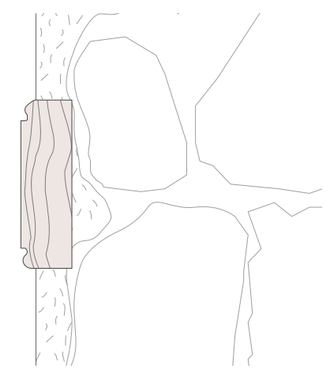

PROFILE 202.3
MEETING ROOM, SOUTH WALL

0 2 INCH

MOLDING

DOOR CASINGS



PROFILE 102.1

KITCHEN, WEST WALL | CIRCA 1872

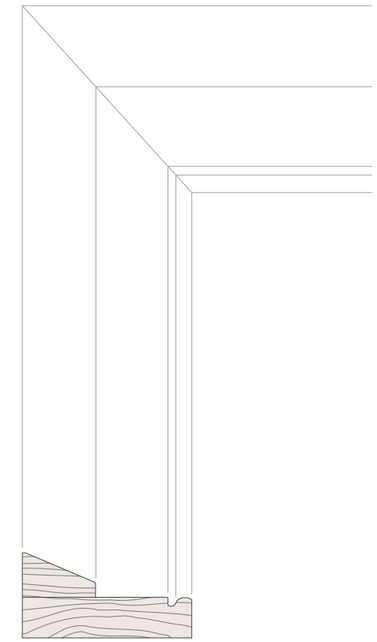

PROFILE 103.7

PARLOR, EAST WALL | CIRCA 1872



PROFILE 205.2

MIDDLE ROOM, EAST WALL | DATE UNKNOWN



PROFILE 205.1

MIDDLE ROOM, NORTH WALL | DATE UNKNOWN

0 2 INCH

APPENDIX J

SAMPLE SCHEDULE

FORT

Twenty-seven architectural samples collected during the summer 2012 archaeological investigations have been cataloged in the sample schedule. The collection includes cut, wire, and reproduction nails; mortar; and plaster from locations throughout the fort buildings.

Building	Park Sample No.	UPenn Sample No.	Room No.	Room Name	Sample Name	Sample Description (detailed)	Quantity
FORT	23	102.4	102	Kitchen	Mortar samples from under stairs	Cupboard under stairs: debris that fell when stringer nailer on the north wall was removed. Multiple types of plaster and whitewash evident.	1
FORT	24	102.3	102	Kitchen	Nail from stairs	From riser to tread; 2 inches, tapered cut nail, square head. Some corrosion present.	1
FORT	25	102.2	102	Kitchen	Cut nail from stairs	From tread; 2.5 inches tapered cut nail with square head. Evidence of glue on head and some corrosion present	1
FORT	26	102.1	102	Kitchen	Cut nail from door in beadboard	From elevation 4; 1.5 inches, tapered cut nail with rounded rectangular head	1
FORT	20	103.1	103	Parlor	Nail from fireplace	1.5 inches, tapered cut nail, almost no head	1
FORT	21	103.3	103	Parlor	Finishing nail in door molding	1.5 inches, tapered cut nail, bent rectangular head, corrosion present	1
FORT	22	103.2	103	Parlor	Cut nail from repair	1.5 inches, tapered cut nail, rounded rectangular head with paint	1
FORT	19	104.1	104	Spring room	Nails from doorframe	From left interior door frame. (1) 3 inches long, tapered cut nail with large square head (1/4 in.). (2) 2.75 inches, tapered cut nail with small square head	2
FORT	15	202.5	202	Meeting Room	Finish nail from baseboard/beadboard	By stairs; 2 inches long, tapered cut nail, rectangular flat head	1
FORT	16	202.4	202	Meeting Room	Floor nail from board adjacent to stairs	approx 3 inches long; tapered cut nail with no head. Top is rough and shows evidence of floor resurfacing campaigns	1
FORT	17	202.1	202	Meeting Room	Nail from baseboard	From baseboard surrounding stairs, NE corner; cut nail with square head, corrosion and brown paint on head	1
FORT	18	202.3	202	Meeting Room	Plaster keys from below floorboards	Near meeting room staircase; white/gray plaster with extensive fiber inclusions; small aggregate	5
FORT	18	202.2	202	Meeting Room	Plaster keys from below floorboards	Near meeting room staircase; white/gray plaster with fibers visible; small aggregate	5
FORT	18	202.7	202	Meeting Room	Plaster keys from below floorboards	Near meeting room staircase; dark gray plaster with both animal and vegetable fibers visible; crumbles at the touch; soil-like consistency	5
FORT	18	202.6	202	Meeting Room	Plaster keys from below floorboards	Near meeting room staircase; white/gray plaster with extensive fiber inclusions; small aggregate	5
FORT	18	202.8	202	Meeting Room	Plaster keys from below floorboards	Near meeting room staircase; pinkish/gray plaster with somefiber inclusions; multicolored aggregate and inclusions of previous plaster campaings	5
FORT	11	203.1	203	NW Bedroom	Plaster near baseboard	From elevation 3; both scratch coat and whitewash	1
FORT	12	203.2	203	NW Bedroom	Plaster near baseboard	From elevation 3; both scratch coat and whitewash	1
FORT	13	203.3	203	NW Bedroom	Plaster near baseboard	From elevation 3; both scratch coat and whitewash	1
FORT	14	203.4	203	NW Bedroom	Plaster near baseboard	From elevation 3; both scratch coat and whitewash	1
FORT	1	204.3	204	Kitchen	Cut and wire nails	From baseboard on elevation 4; 3 inches; wire cut with round head; some corrosion	1
FORT	1	204.3	204	Kitchen	Cut and wire nails	From baseboard on elevation 4; 3 inches; wire cut with almost no head; finishing nail	1
FORT	1	204.3	204	Kitchen	Cut and wire nails	From baseboard on elevation 4; 2.5 inches; cut nail with rectangluar head	1
FORT	2	204.4	204	SE Bedroom	Plaster from 1930s wall	From elevation 2; yellowish brown in color	1
FORT	3	204.6	204	SE Bedroom	New plaster	From elevation 2; scratch coat is tan with small aggregate, very dense, top coat is whitewashed	1
FORT	4	204.7	204	SE Bedroom	Historic scratch coat	From elevation 4; light brown pink color	3
FORT	5	204.5	204	SE Bedroom	Lath and nail from 1930s wall	From elevation 2; wire cut, circular head, approx. 1 inch	1
FORT	6	204.2	204	SE Bedroom	Cut nail from baseboard	Broken, so length unknown; tapered cut nail with large rectangular head (3/8 x 1/4 inch); gray paint evident on head; some corrosior	1
FORT	10	204.1	204	SE Bedroom	Floor nail	2.5 inches; wire cut nail with round head; minor corrosion present	1
FORT	7	205.3	205	Middle Room	Baseboard nails	2.5 inches; wire cut nails; round heads; minor corrosion present	2
FORT	8	205.2	205	Middle Room	Floor nail	2.5 inches; wire cut nail; round head; minor corrosion present	1
FORT	9	205.1	205	Middle Room	Floor nails	3 inches; wire cut nails; round heads with small dents in the center	2
FORT	27	305.1	305	NW elevation of S. building	Masonry bedding mortar	Possibly original bedding mortar	1

APPENDIX K

FIELD NOTES

FORT

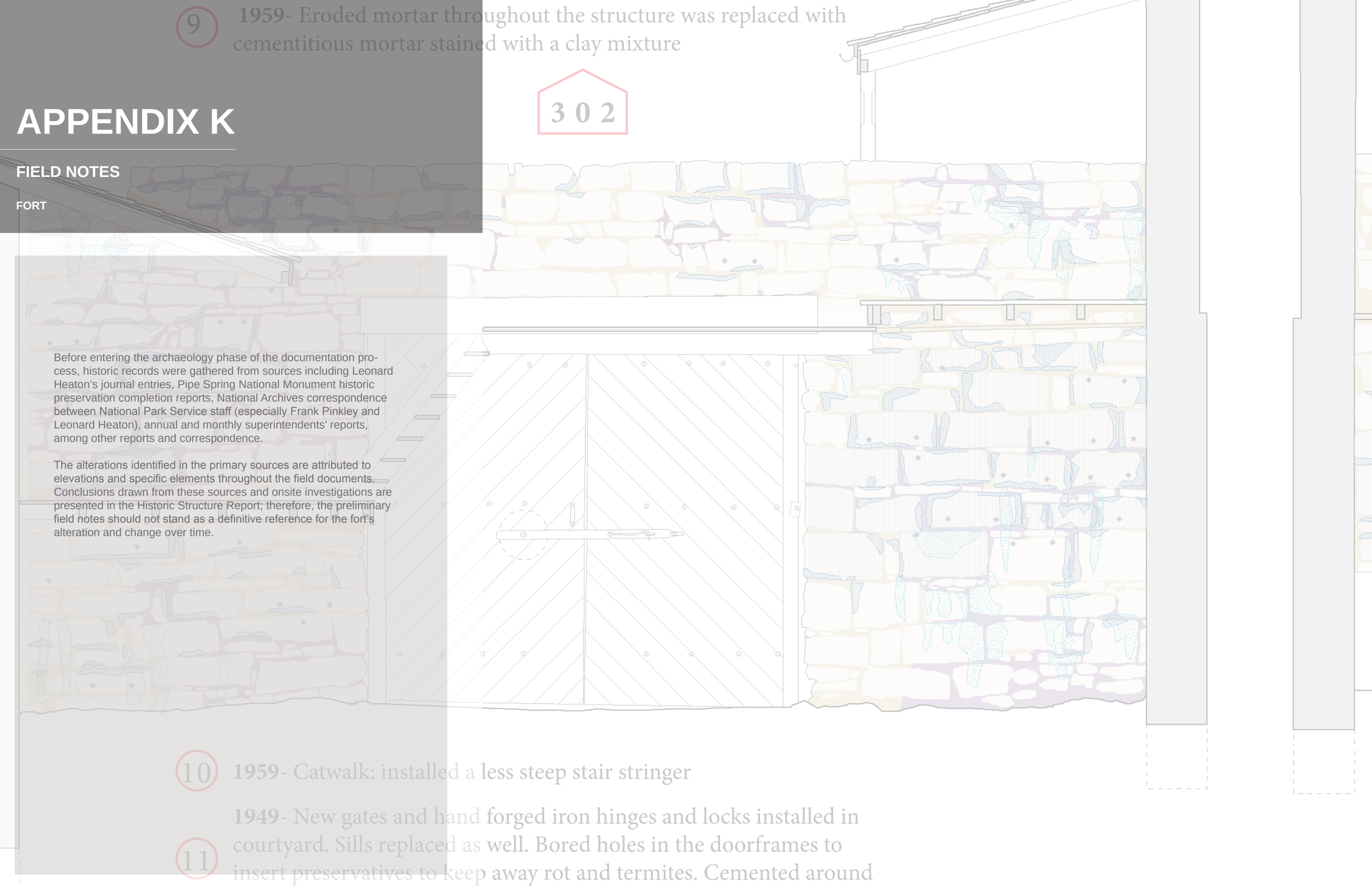

Before entering the archaeology phase of the documentation process, historic records were gathered from sources including Leonard Heaton's journal entries, Pipe Spring National Monument historic preservation completion reports, National Archives correspondence between National Park Service staff (especially Frank Pinkley and Leonard Heaton), annual and monthly superintendents' reports, among other reports and correspondence.

The alterations identified in the primary sources are attributed to elevations and specific elements throughout the field documents. Conclusions drawn from these sources and onsite investigations are presented in the Historic Structure Report; therefore, the preliminary field notes should not stand as a definitive reference for the fort's alteration and change over time.

(B) **2007**- East gates taken down and repaired if needed, Masonry removed (marked for position) and then replaced using historic mortar mix. Lintels replaced with steel covered in similar wood. Jambs and threshold replaced with treated wood.

(C) **2005**- Re-pointed over fort gates are replaced

(F) **1996-1993**- Linseed oiled Fort doors (done yearly)

(I) **1949**-New gates and hand forged iron hinges and locks installed in courtyard. Sills replaced as well. Bored holes in the doorframes to insert preservatives to keep away rot and termites. Cemented around frames.

(J) **1929**-Fort gates replaced to better match the original design.

(K) **1928**-Reconstruction of stonework over gate and rebuilding of gates

(L) **1886**-Gate removed, sandstone blocks above removed, square red pine logs from top of the walls taken down

GENERAL NOTES

(1) **2009**-Cyclic repointing, re-plastering and painting

(2) **2002, 2000, 1996, 1984, 1983**- Repointing of deteriorated mortar, emphasis on the interior masonry surfaces of the fort courtyard.sonry removed (marked for position) and then replaced using historic mortar mix. Lintels replaced with steel covered in similar wood. Jambs and threshold replaced with treated wood.

(3) **1980, 1979**- Fort: removed all cement mortar, repointed joints w/soft lime mortar.

(4) **1959, 1941**-Eroded mortar throughout the structure was replaced with cementitious mortar stained with a clay mixture

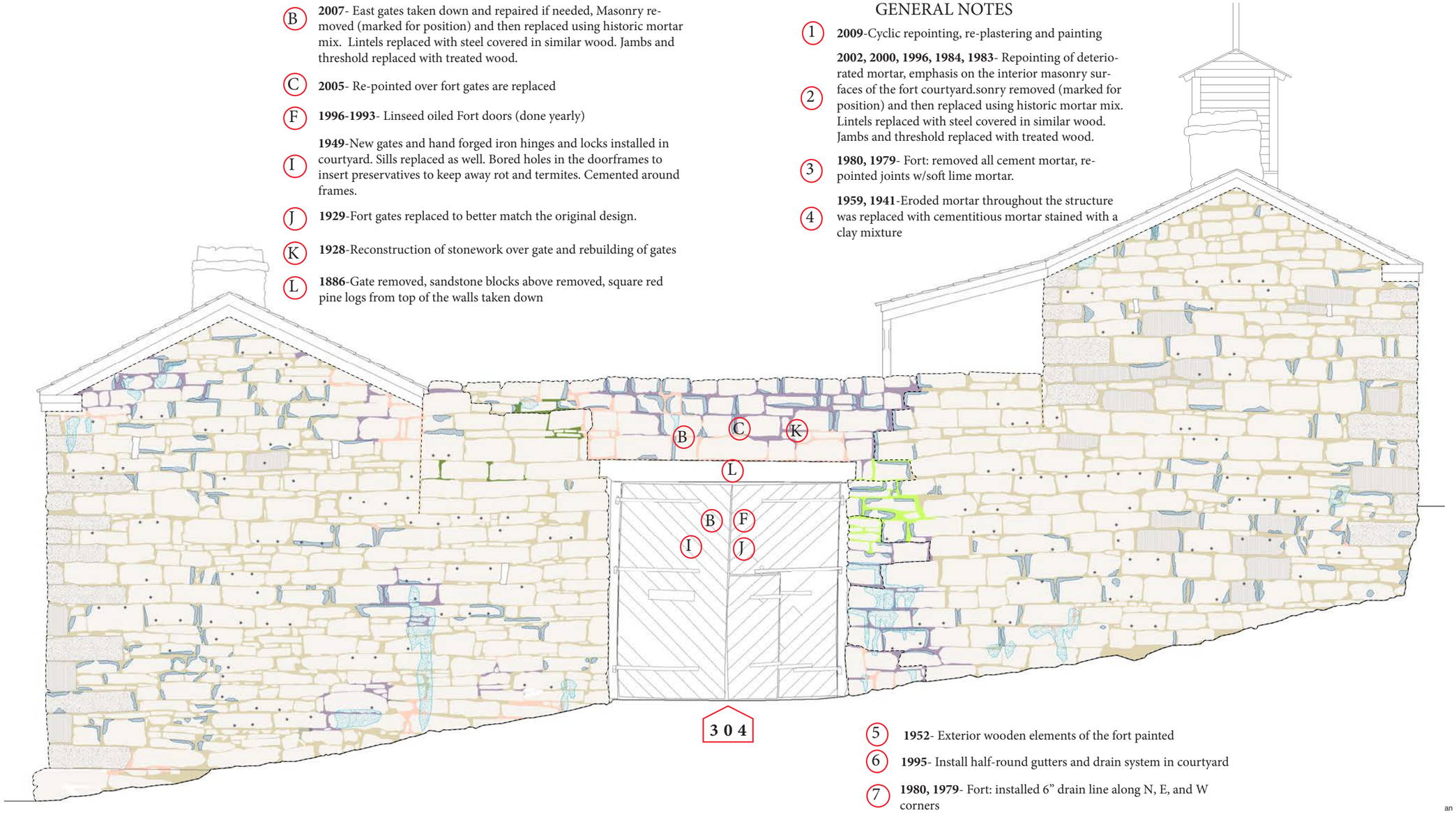

(5) **1952**- Exterior wooden elements of the fort painted

(6) **1995**- Install half-round gutters and drain system in courtyard

(7) **1980, 1979**- Fort: installed 6" drain line along N, E, and W corners

(8) **1948**- Fort drainage system installed.

(9) **1941** - Major restoration work on fort. LH given 6 CCC boys and 4 local men to work on fort. (CCC boys from Grazing Service camp 4 miles south) Excavation of east, west and north walls of upper house done to bedrock or 10" below the foundation rock; tarred concrete foundation placed under the foundation rock and extended out four to six inches. Added drain line/tile

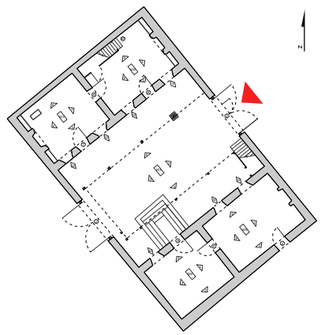

Legend

Quarrying Marks, Graffiti, Fills, Over Spill, Staining, Biogrowth, Caliche, Stippling, Vertical Tooling, Zig-Zag Tooling
Mortar Type A, Mortar Type B, Mortar Type C, Mortar Type D, Mortar Type E, Mortar Type F, Mortar Type G, Mortar Type H, Mortar Type I

Northeast Elevation

PIPE SPRING NATIONAL MONUMENT
NATIONAL PARK SERVICE, FREDONIA, ARIZONA

PROJECT DIRECTOR:
FRANK G. MATERO, UNIVERSITY OF PENNSYLVANIA
PROJECT SUPERVISOR:
JOHN HINCHMAN, UNIVERSITY OF PENNSYLVANIA

LAUREN V. DRAPALA
YARITZA HERNANDEZ
DIGITIZED FROM HABS DRAWINGS, 1940

SPONSORED BY:
NATIONAL PARK SERVICE
SUPERINTENDENT OF PIPE SPRING:
JOHN HISCOCK

ARCHITECTURAL CONSERVATION LABORATORY AND RESEARCH CENTER
GRADUATE PROGRAM IN HISTORIC PRESERVATION
SCHOOL OF DESIGN
UNIVERSITY OF PENNSYLVANIA

SHEET TITLE:
WINSOR CASTLE : EXTERIOR ELEVATIONS
CONDITION SURVEY

SITE RECORDING:
OCTOBER, 2010

SHEET NO.:
B-1.1.2

(A) **1959**- Brick Extension on chimney tops removed. Eroded mortar throughout the structure was replaced with cementitious mortar stained with a clay mixture

(B) **1936**-Flagpole fell off in the wind storm.

(C) **1936**-Bricks fell from east chimney in the storm.

(D) **1927**-Crows nest and flagpole reconstructed on N. building

(E) **1914**-Heaton removed the Crows Nest from the roof of the upper building.

(F) **1886**-Brick Extension on chimney tops

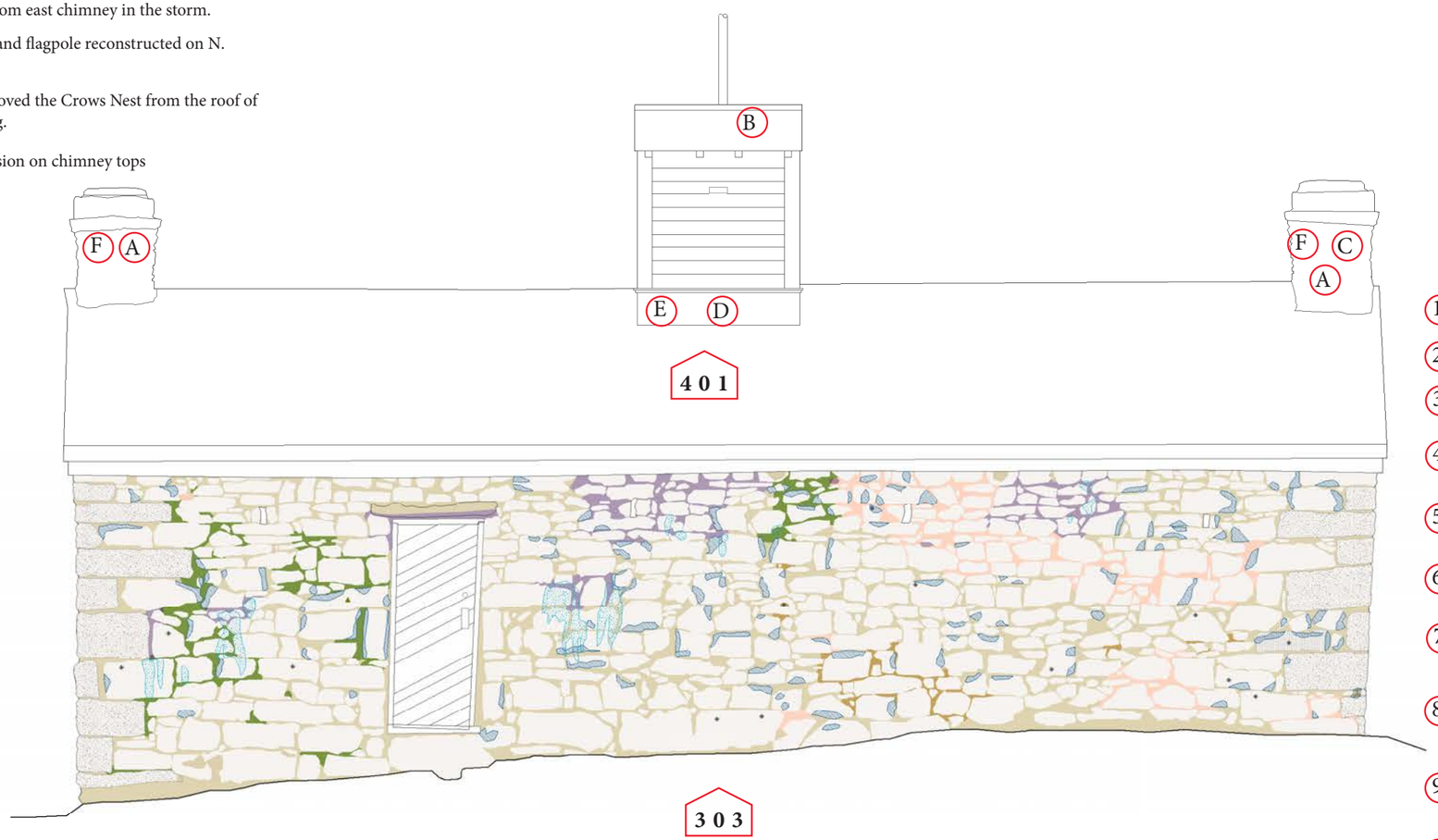

GENERAL NOTES

1. **2009, 2002, 2000**- Cyclic repointing, re-plastering and repainting
2. **2000**- Fort: replaced shingles of both roofs
3. **1998, 1956**-Fort: lightning protection system installed
4. **1983, 1941, 1926**- Both upper and lower building roofs were re-shingled.
5. **1980, 1979, 1948, 1941**-Fort: installed 6" drain line along N, E, and W corners
6. **1980**- Fort: removed all cement mortar, re-pointed joints w/soft lime mortar.
7. **1962**- Painted roof of fort with turpentine and linseed oil.
8. **1959, 1941**-Eroded mortar throughout the structure was replaced with cementitious mortar stained with a clay mixture
9. **1952**- Exterior wooden elements painted
10. **1950**- Glass placed in gun ports

Location Plan

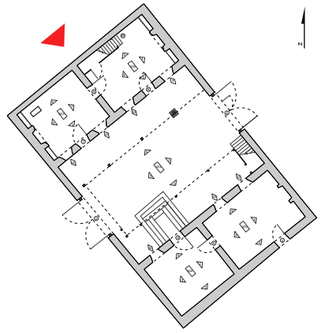

Legend

Quarrying Marks, Graffiti, Fills, Over Spill, Staining, Biogrowth, Caliche, Stippling, Vertical Tooling, Zig-Zag Tooling

Mortar Type A, Mortar Type B, Mortar Type C, Mortar Type D, Mortar Type E, Mortar Type F, Mortar Type G, Mortar Type H, Mortar Type I

Northwest Elevation

PIPE SPRING NATIONAL MONUMENT
NATIONAL PARK SERVICE, FREDONIA, ARIZONA

PROJECT DIRECTOR: FRANK G. MATERO, UNIVERSITY OF PENNSYLVANIA
PROJECT SUPERVISOR: JOHN HINCHMAN, UNIVERSITY OF PENNSYLVANIA

LAUREN V. DRAPALA
YARITZA HERNANDEZ
DIGITIZED FROM HABS DRAWINGS, 1940

SPONSORED BY: NATIONAL PARK SERVICE
SUPERINTENDENT OF PIPE SPRING: JOHN HISCOCK

ARCHITECTURAL CONSERVATION LABORATORY AND RESEARCH CENTER
GRADUATE PROGRAM IN HISTORIC PRESERVATION
SCHOOL OF DESIGN
UNIVERSITY OF PENNSYLVANIA

SHEET TITLE: WINSOR CASTLE : EXTERIOR ELEVATIONS CONDITION SURVEY

SITE RECORDING: OCTOBER, 2010

SHEET NO.: B-1.2.2

GENERAL NOTES

1. **2009**- Cyclic repointing, replastering and repainting
2. **2002, 2000, 1984, 1983**- Repointed exterior of fort
3. **1980**- Fort: removed all cement mortar, re-pointed joints w/soft lime mortar.
4. **1979**-SW corner of Fort braced with steel columns.
5. **1959, 1941**- Eroded mortar throughout the structure was replaced with cementitious mortar stained with a clay mixture
6. **1959, 1957**- Reinforcement of SW corner.
7. **1952**- Exterior wooden elements painted
8. **1938**-SW corner of lower Fort building bulging, requires bracing

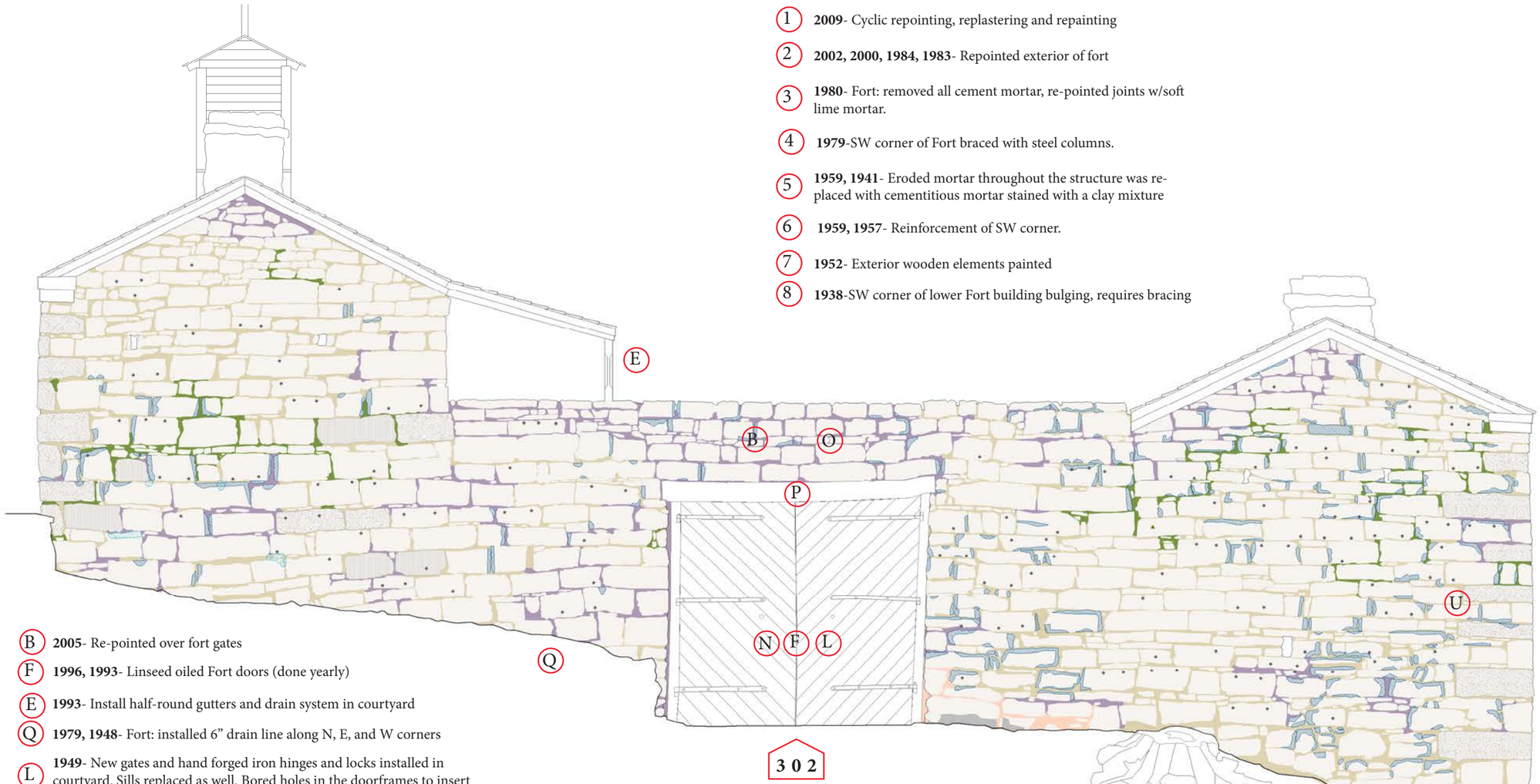

- (B) **2005**- Re-pointed over fort gates
- (F) **1996, 1993**- Linseed oiled Fort doors (done yearly)
- (E) **1993**- Install half-round gutters and drain system in courtyard
- (Q) **1979, 1948**- Fort: installed 6" drain line along N, E, and W corners
- (L) **1949**- New gates and hand forged iron hinges and locks installed in courtyard. Sills replaced as well. Bored holes in the doorframes to insert preservatives to keep away rot and termites. Cemented around frames.
- (U) **1941**-CCC re-pointed SW corner with cementitious mortar stained with a clay mixture. By 1957 the corner is bulging again
- (N) **1928-1929**- Rebuilding and installing of the gates
- (O) **1928-1929**- Reconstruction of stonework over gate
- (P) **1886**- Gate removed, sandstone blocks above removed, square red pine logs from top of the walls taken down

Location Plan

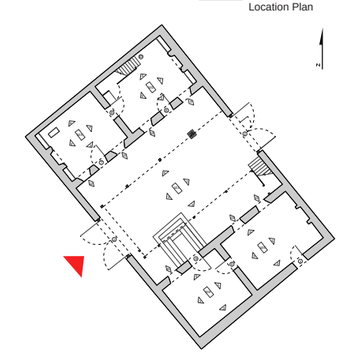

Legend

Quarrying Marks, Graffiti, Fills, Over Spill, Staining, Biogrowth, Caliche, Stippling, Vertical Tooling, Zig-Zag Tooling
Mortar Type A, Mortar Type B, Mortar Type C, Mortar Type D, Mortar Type E, Mortar Type F, Mortar Type G, Mortar Type H, Mortar Type I

Southwest Elevation

PIPE SPRING NATIONAL MONUMENT
NATIONAL PARK SERVICE, FREDONIA, ARIZONA

PROJECT DIRECTOR: FRANK G. MATERO, UNIVERSITY OF PENNSYLVANIA
PROJECT SUPERVISOR: JOHN HINCHMAN, UNIVERSITY OF PENNSYLVANIA

LAUREN V. DRAPALA
YARITZA HERNANDEZ
DIGITIZED FROM HABS DRAWINGS, 1940

SPONSORED BY: NATIONAL PARK SERVICE
SUPERINTENDENT OF PIPE SPRING: JOHN HISCOCK

ARCHITECTURAL CONSERVATION LABORATORY AND RESEARCH CENTER
GRADUATE PROGRAM IN HISTORIC PRESERVATION
SCHOOL OF DESIGN
UNIVERSITY OF PENNSYLVANIA

SHEET TITLE: WINSOR CASTLE : EXTERIOR ELEVATIONS CONDITION SURVEY

SITE RECORDING: OCTOBER, 2010

SHEET NO.: B-1.3.2

(B) **2005**- Straightened door jam of south door of fort (next to pond), replaced south door - placed old door in museum collection.

(G) **1959**- Window removed.

(H) **1959**- Door removed.

(J) **1959**- Window removed.

(K) **1959**- Window removed.

(M) **1959**- Door replaced

(Q) **1937**-Added steps for fort front. (December).

(R) **1926**- Replaced glass in one existing window

(S) **1886**- Window Added

(T) **1886**- Door Added

(U) **1886**- Window Added

(V) **1886**- Window Added

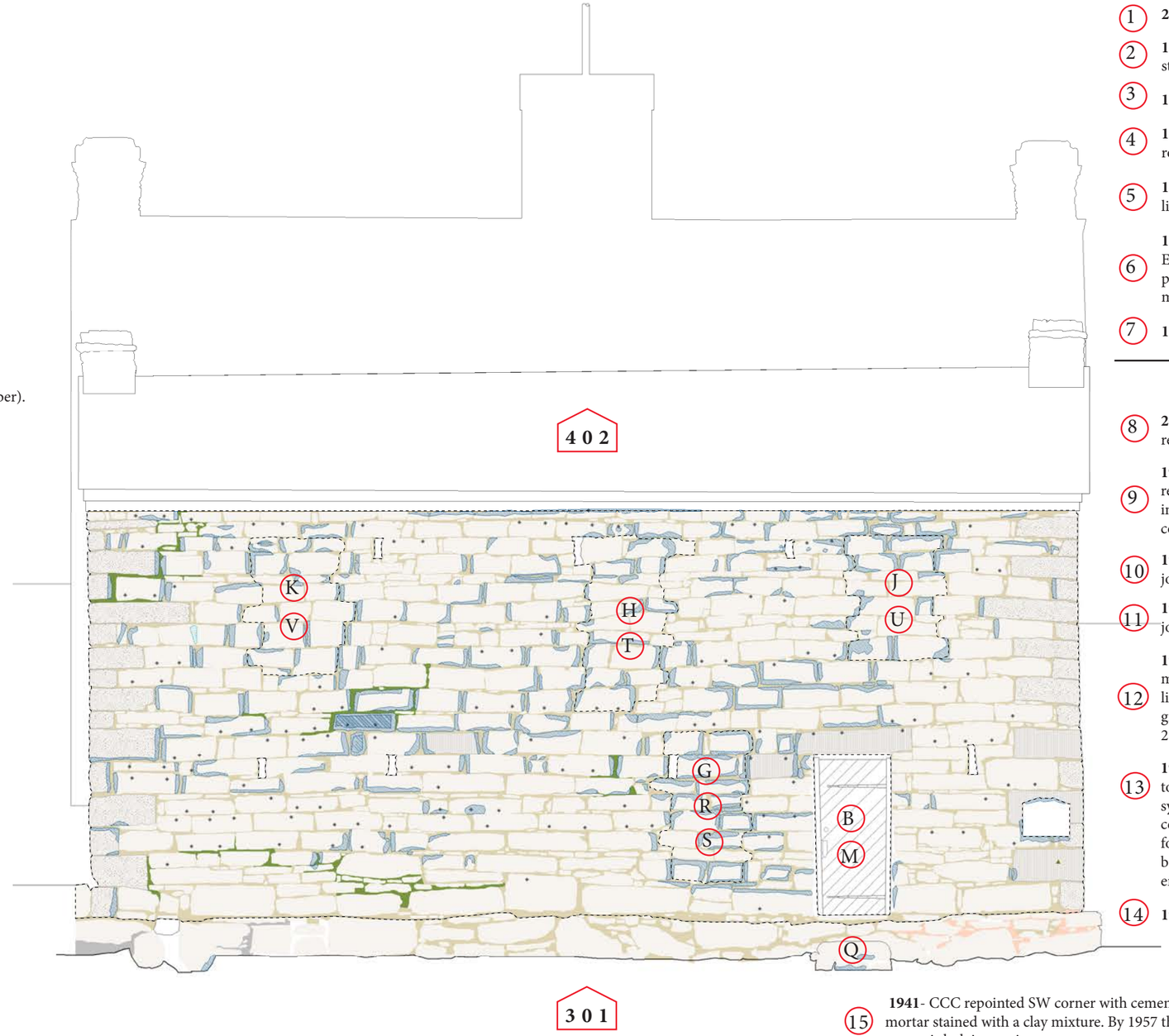

ROOF NOTES

(1) **2000**- Fort: replaced both roofs

(2) **1998, 1956**-Fort: lightning protection system installed

(3) **1987**-Rebuilt S.E. chimney

(4) **1983, 1938, 1926**- Both upper and lower building roofs were reshingled.

(5) **1962**- Painted roof of fort with turpentine and linseed oil.

(6) **1959**- Brick Extension on chimney tops removed. Eroded mortar throughout the structure was replaced with cementitious mortar stained with a clay mixture

(7) **1886**- Brick Extension on chimney tops added

GENERAL NOTES

(8) **2009, 2002, 2000. 1984, 1983**- Cyclic repointing, replastering and repainting

(9) **1995**- Archeological investigation to determine the relationship between the springs and deteriorating masonry walls in the fort. Three trenches in the courtyard were excavated.

(10) **1980**- Fort: removed all cement mortar, re-pointed joints w/soft lime mortar.

(11) **1980**- Fort: removed all cement mortar, repointed joints w/soft lime mortar.

(12) **1979**- Ext. south and east wall of Fort repointed. Two mortar mixes were used at this time - 1) 1.5 parts lime: 1 red clay: "/4 yellow clay: 2 red sand: 1 pea gravel, and 2) 2.5 parts lime: 1 bentonite clay: 1 sand: 2 pea gravel

(13) **1959**- Major project to divert the flow of the spring to the Spring Room and the Monument culinary system (Heaton, 1961); mortar replaced with cementitious mortar stained with clay mixture; reinforcement of southwest corner; ventilation installed below kitchen and parlor; three windows and door enclosed; brick extensions on chimneys removed

(14) **1952**- Exterior wooden elements painted gray

(15) **1941**- CCC repointed SW corner with cementitious mortar stained with a clay mixture. By 1957 the corner is bulging again

(16) **1871**- Telegraph installed.

(17) **1959, 1957**- Reinforcement of SW corner.

(18) **1938**- SW corner of lower Fort building bulging, requires bracing

Location Plan

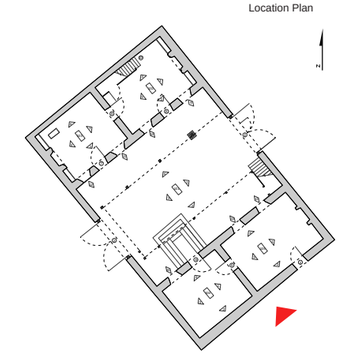

Legend

Quarrying Marks, Graffiti, Fills, Over Spill, Staining, Biogrowth, Caliche, Stippling, Vertical Tooling, Zig-Zag Tooling

Mortar Type A, Mortar Type B, Mortar Type C, Mortar Type D, Mortar Type E, Mortar Type F, Mortar Type G, Mortar Type H, Mortar Type I

Southeast Elevation

PIPE SPRING NATIONAL MONUMENT
NATIONAL PARK SERVICE, FREDONIA, ARIZONA

PROJECT DIRECTOR:
FRANK G. MATERO, UNIVERSITY OF PENNSYLVANIA
PROJECT SUPERVISOR:
JOHN HINCHMAN, UNIVERSITY OF PENNSYLVANIA

LAUREN V. DRAPALA
YARITZA HERNANDEZ
DIGITIZED FROM HABS DRAWINGS, 1940

ARCHITECTURAL CONSERVATION LABORATORY AND RESEARCH CENTER
SCHOOL OF DESIGN
UNIVERSITY OF PENNSYLVANIA
GRADUATE PROGRAM IN HISTORIC PRESERVATION

SPONSORED BY:
NATIONAL PARK SERVICE
SUPERINTENDENT OF PIPE SPRING:
JOHN HISCOCK

SITE RECORDING:
OCTOBER, 2010

SHEET TITLE:
WINSOR CASTLE : EXTERIOR ELEVATIONS
ARCHITECTURAL DRAWINGS

SHEET NO.:
B-1.4.2

GENERAL NOTES

1. **2009**-Cyclic repointing, replastering and repainting
2. **2005**-Installed a fire protection sprinkler system.
3. **2004**-The Courtyard doors were repaired where needed (extra holes filled in) and the door locks were all replaced with the same size lock (5 x 7, purchased from Ball & Ball), mounted vertically. All doors were repainted and re-hung.
4. **2003**- Repair of unknown doors, windows and locks.
5. **2002, 1990**- Repainted stairways and railings of courtyard balconies, rebuilt structural components of catwalk.
6. **2002, 2000, 1996**- Repointing of deteriorated mortar, emphasis on the interior masonry surfaces of the fort courtyard.
7. **1997**- Repair and re-point walls where needed
8. **1994, 1983, 1952**-Windows stripped, glazed and painted.
9. **1984, 1983, 1959**- Re-point courtyard walls. Courtyard re-pointed using mortar mix of 2 parts lime: 1 bentonite clay: 1 sand: 2 pea gravel: 6 tablespoons yellow dye: 6 teaspoons red dye.

PORCH NOTES

10. **1984, 1982**- Upper porch rails and support beams replaced.
11. **1951**-Porches reinforced. Reconstructed catwalk and original stair pitch. Painted with gas tar and wood preservative. Braces put under north porch. Railings painted
12. **1941**- Fort work included courtyard porches. Unknown what the extent of the work was
13. **1926**- N. Veranda, replaced missing balusters and floor, but not joists

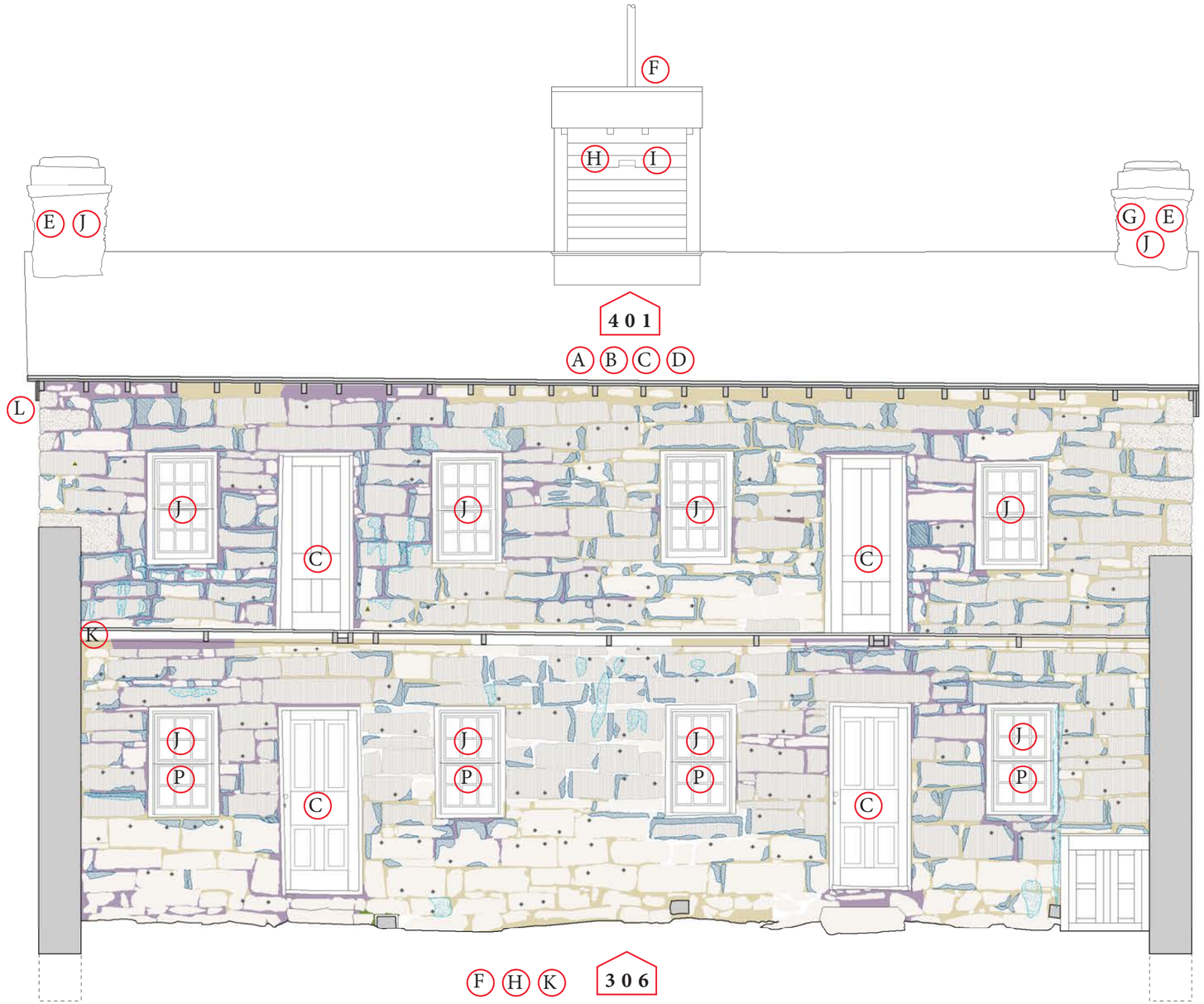

K **2000**- N. porch decking replaced

A **2000**- Fort: replaced both roofs

B **1998, 1956**-Fort: lightning protection system installed

L **1994, 1983**- Install half-round gutters and drain system in courtyard

C **1983, 1941, 1926**- Both upper and lower building roofs were re-shingled.

D **1962**- Painted roof of fort with turpentine and linseed oil.

E **1959**- Brick Extension on chimney tops removed. Eroded mortar throughout the structure was replaced with cementitious mortar stained with a clay mixture

F **1936**- Flagpole fell off in the wind storm.

G **1936**- Bricks fell from east chimney in the storm.

H **1927**- Crows nest and flagpole reconstructed on N. building

P **1926**- Parlor and kitchen window glass replaced, tongue and groove flooring replaced on new 2x8 joists

I **1914**- Heaton removed the Crows Nest from the roof of the upper building.

J **1886**- Brick Extension on chimney tops added

Location Plan

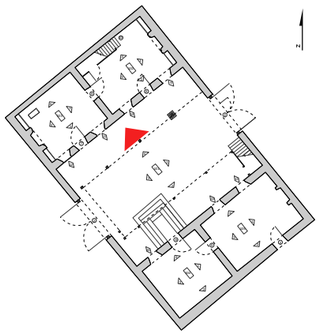

Legend

Quarrying Marks, Graffiti, Fills, Over Spill, Staining, Biogrowth, Caliche, Stippling, Vertical Tooling, Zig-Zag Tooling

Mortar Type A, Mortar Type B, Mortar Type C, Mortar Type D, Mortar Type E, Mortar Type F, Mortar Type G, Mortar Type H, Mortar Type I

Southeast elevation of Upper Buildng - Section ZZ

PIPE SPRING NATIONAL MONUMENT
NATIONAL PARK SERVICE, FREDONIA, ARIZONA

PROJECT DIRECTOR:
FRANK G. MATERO, UNIVERSITY OF PENNSYLVANIA
PROJECT SUPERVISOR:
JOHN HINCHMAN, UNIVERSITY OF PENNSYLVANIA

LAUREN V. DRAPALA
YARITZA HERNANDEZ
DIGITIZED FROM HABS DRAWINGS, 1940

SPONSORED BY:
NATIONAL PARK SERVICE
SUPERINTENDENT OF PIPE SPRING:
JOHN HISCOCK

ARCHITECTURAL CONSERVATION LABORATORY AND RESEARCH CENTER
GRADUATE PROGRAM IN HISTORIC PRESERVATION
SCHOOL OF DESIGN
UNIVERSITY OF PENNSYLVANIA

SHEET TITLE:
WINSOR CASTLE : INTERIOR ELEVATIONS
CONDITION SURVEY

SITE RECORDING:
OCTOBER, 2010

SHEET NO.:
B-1.5.2

GENERAL NOTES

1. **2009**- Cyclic repointing, re-plastering and repainting
2. **2005**- Installed a fire protection sprinkler system.
3. **2003**- Repair of unknown doors, windows and locks.
4. **2002, 2000, 1996**- Repointing of deteriorated mortar, emphasis on the interior masonry surfaces of the fort courtyard.
5. **1984, 1983**- Repoint courtyard walls. Courtyard repointed using mortar mix of 2 parts lime: 1 bentonite clay: 1 sand: 2 pea gravel: 6 tablespoons yellow dye: 6 teaspoons red dye.
6. **1959**- Eroded mortar throughout the structure was replaced with cementitious mortar stained with a clay mixture
7. **1932**-Outside of the fort painted gray

PORCH NOTES

8. **1984, 1982**- Lower porch rails and support beams replaced.
9. **1951. 1941**-Porches reinforced. Reconstructed catwalk and original stair pitch. Painted with gas tar and wood preservative. Braces put under north porch. Railings painted
10. **1927**-Replaced entire S. Veranda except the center post

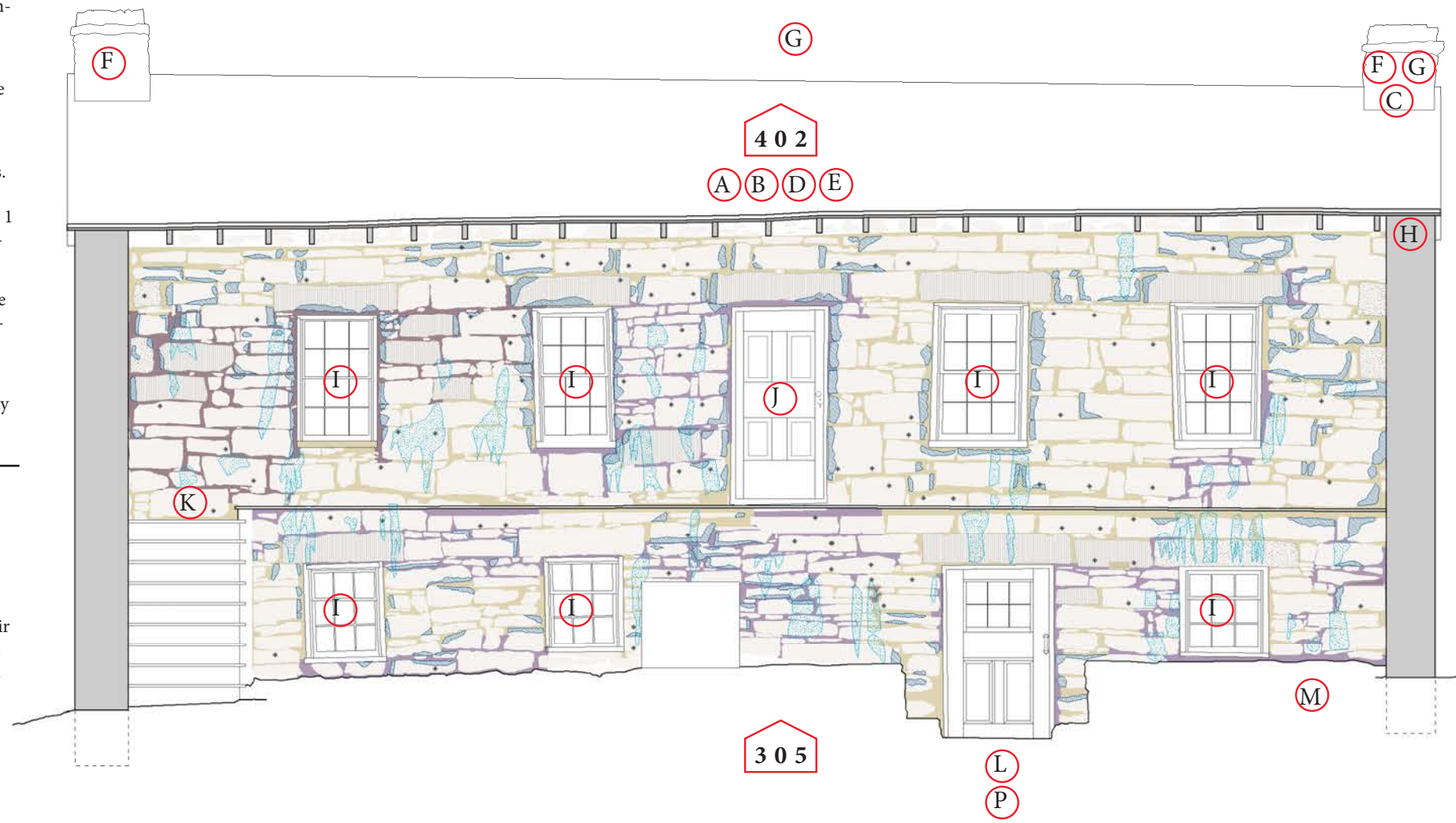

A **2000**- Fort: replaced both roofs

B **1998, 1956**-Fort: lightning protection system installed

C **1987**-Rebuilt S.E. chimney

D **1983, 1938, 1926**- Both upper and lower building roofs were re-shingled.

E **1962**- Painted roof of fort with turpentine and linseed oil.

F **1959**- Brick Extension on chimney tops removed. Eroded mortar throughout the structure was replaced with cementitious mortar stained with a clay mixture

G **1886**- Brick Extension on chimney tops added

J **2004**- The courtyard doors were repaired where needed (extra holes filled in) and the door locks were all replaced with the same size lock (5 x 7, purchased from Ball & Ball), mounted vertically. All doors were repainted and re-hung.

K **2002, 1990**- Repainted stairways and railings of courtyard balconies, rebuilt structural components of catwalk.

M **1995**- Archeological investigation to determine the relationship between the springs and deteriorating masonry walls in the fort. Three trenches in the courtyard were excavated. South wall re-pointed where splash from the drip line had deteriorated the masonry. Mortar Mix used consisted of 2 parts sand: 8 dirt: 1 cement: 2 lime.

H **1994**- Install half-round gutters and drain system in courtyard

I **1994, 1983, 1952**-Windows stripped, glazed and painted.

L **1969**- Exact date unknown) Stairs leading into the Spring Room were modified and extended into courtyard, past the overhang.

P **1940**- Date unknown but prior to 1940): Stairs leading into the Spring Room were extended into the courtyard- originally the stairs only contained a few steps.

Location Plan

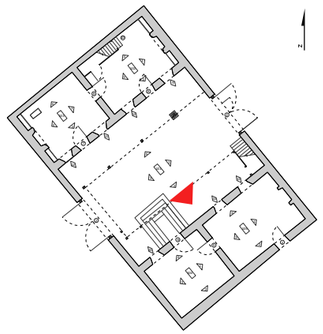

Legend

Quarrying Marks, Graffiti, Fills, Over Spill, Staining, Biogrowth, Caliche, Stippling, Vertical Tooling, Zig-Zag Tooling

Mortar Type A, Mortar Type B, Mortar Type C, Mortar Type D, Mortar Type E, Mortar Type F, Mortar Type G, Mortar Type H, Mortar Type I

Northwest elevation of Lower Buildng - Section V-V

PIPE SPRING NATIONAL MONUMENT
NATIONAL PARK SERVICE, FREDONIA, ARIZONA

PROJECT DIRECTOR: FRANK G. MATERO, UNIVERSITY OF PENNSYLVANIA
PROJECT SUPERVISOR: JOHN HINCHMAN, UNIVERSITY OF PENNSYLVANIA

LAUREN V. DRAPALA
YARITZA HERNANDEZ
DIGITIZED FROM HABS DRAWINGS, 1940

SPONSORED BY: NATIONAL PARK SERVICE
SUPERINTENDENT OF PIPE SPRING: JOHN HISCOCK

ARCHITECTURAL CONSERVATION LABORATORY AND RESEARCH CENTER
GRADUATE PROGRAM IN HISTORIC PRESERVATION
SCHOOL OF DESIGN
UNIVERSITY OF PENNSYLVANIA

SHEET TITLE: WINSOR CASTLE : INTERIOR ELEVATIONS CONDITION SURVEY

SITE RECORDING: OCTOBER, 2010

SHEET NO.: B-1.6.2

GENERAL NOTES

1. **2009**- Cyclic repointing, re-plastering and repainting
2. **2005**- Re-pointed over fort gates
3. **2002, 1982, 1951**- Repainted stairways and railings of courtyard balconies, rebuilt structural components of catwalk.
4. **2002, 2000, 1996, 1984, 1983**- Repointing of deteriorated mortar, emphasis on the interior masonry surfaces of the fort courtyard.
5. **1995**- Install half-round gutters and drain system in courtyard
6. **1996-1993**- Linseed oiled Fort doors (done yearly)
7. **1990**- Repaint railings and fascia
8. **1980**- Fort: removed all cement mortar, re-pointed joints w/soft lime mortar.
9. **1959**- Eroded mortar throughout the structure was replaced with cementitious mortar stained with a clay mixture

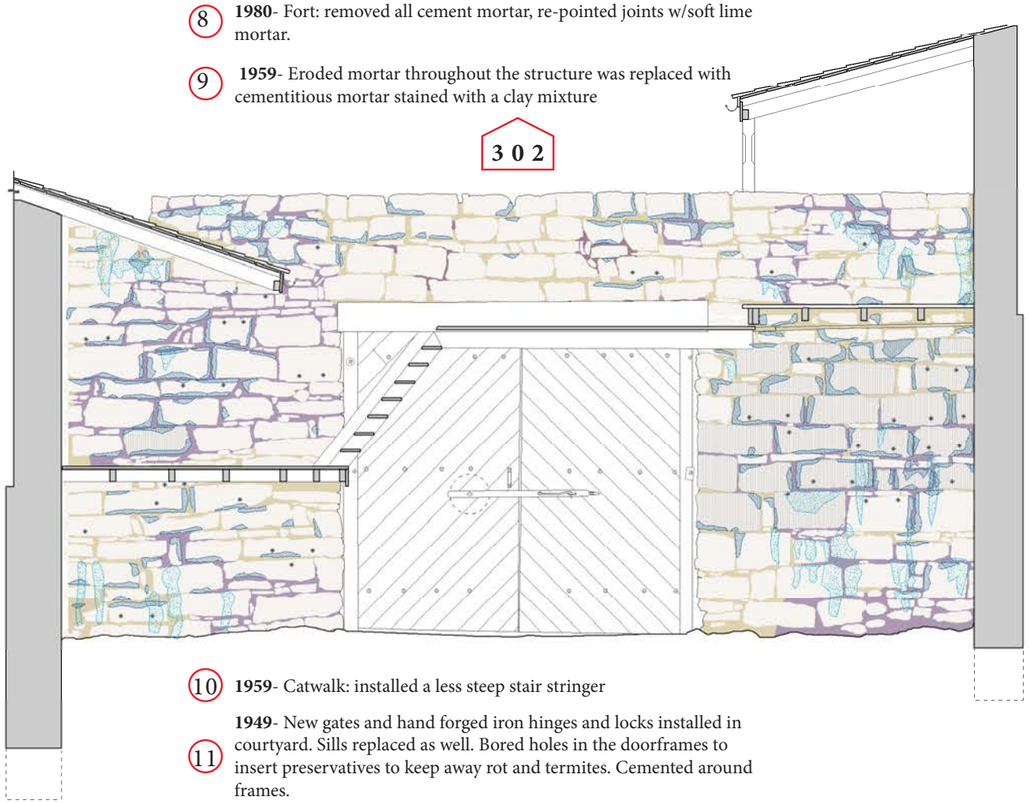

10. **1959**- Catwalk: installed a less steep stair stringer
11. **1949**- New gates and hand forged iron hinges and locks installed in courtyard. Sills replaced as well. Bored holes in the doorframes to insert preservatives to keep away rot and termites. Cemented around frames.
12. **1980**- Fort: removed all cement mortar, re-pointed joints w/soft lime mortar.
13. **1928**- Rebuilding and installing of the gates
14. **1928**- Reconstruction of stonework over gate
15. **1886**- Gate removed, sandstone blocks above removed, square red pine logs from top of the walls taken down

Legend

Quarrying Marks, Graffiti, Fills, Over Spill, Staining, Biogrowth, Caliche, Stippling, Vertical Tooling, Zig-Zag Tooling
Mortar Type A, Mortar Type B, Mortar Type C, Mortar Type D, Mortar Type E, Mortar Type F, Mortar Type G, Mortar Type H, Mortar Type I

Section X-X

GENERAL NOTES

1. **2009**- Cyclic repointing, re-plastering and repainting
2. **2007**- East gates taken down and repaired if needed, Masonry removed (marked for position) and then replaced using historic mortar mix. Lintels replaced with steel covered in similar wood. Jambs and threshold replaced with treated wood.
3. **2005**- Re-pointed over fort gates
4. **2002, 2000, 1996, 1984, 1983**- Repointing of deteriorated mortar, emphasis on the interior masonry surfaces of the fort courtyard.
5. **1995**- Install half-round gutters and drain system in courtyard
6. **1996-1993**- Linseed oiled Fort doors (done yearly)
7. **1980, 1979**- Fort: removed all cement mortar, re-pointed joints w/soft lime mortar.

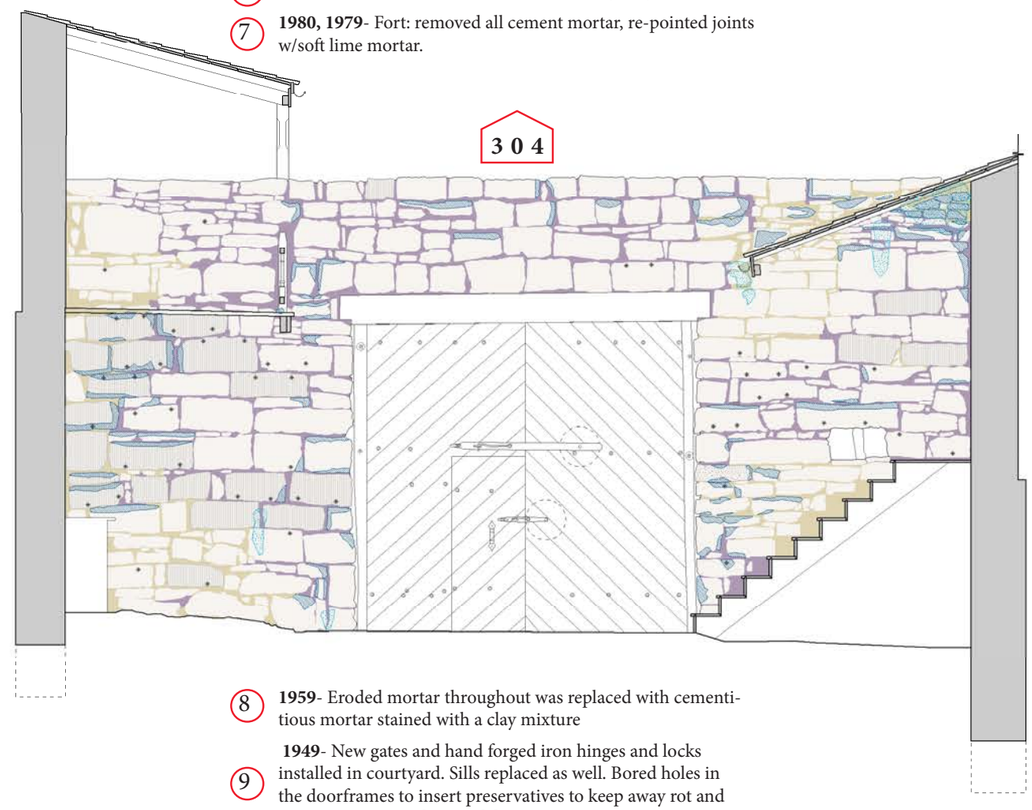

8. **1959**- Eroded mortar throughout was replaced with cementitious mortar stained with a clay mixture
9. **1949**- New gates and hand forged iron hinges and locks installed in courtyard. Sills replaced as well. Bored holes in the doorframes to insert preservatives to keep away rot and termites. Cemented around frames.
10. **1929**- Fort gates replaced to better match the original design.
11. **1928**- Reconstruction of stonework over gate
12. **1886**- Gate removed, sandstone blocks above removed, square red pine logs from top of the walls taken down

Location Plan

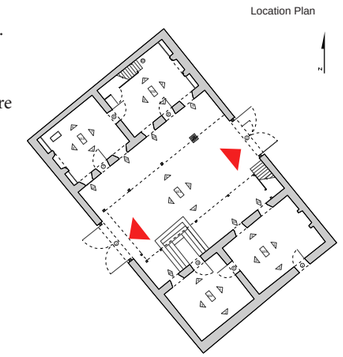

Section Y-Y

PIPE SPRING NATIONAL MONUMENT
NATIONAL PARK SERVICE, FREDONIA, ARIZONA

PROJECT DIRECTOR:
FRANK G. MATERO, UNIVERSITY OF PENNSYLVANIA
PROJECT SUPERVISOR:
JOHN HINCHMAN, UNIVERSITY OF PENNSYLVANIA

LAUREN V. DRAPALA
YARITZA HERNANDEZ
DIGITIZED FROM HABS DRAWINGS, 1940

SPONSORED BY:
NATIONAL PARK SERVICE
SUPERINTENDENT OF PIPE SPRING:
JOHN HISCOCK

ARCHITECTURAL CONSERVATION LABORATORY AND RESEARCH CENTER
SCHOOL OF DESIGN
GRADUATE PROGRAM IN HISTORIC PRESERVATION
UNIVERSITY OF PENNSYLVANIA

SHEET TITLE:
WINSOR CASTLE : INTERIOR ELEVATIONS
CONDITION SURVEY

SITE RECORDING:
OCTOBER, 2010

SHEET NO.:
B-1.7.2

1st Floor Plan

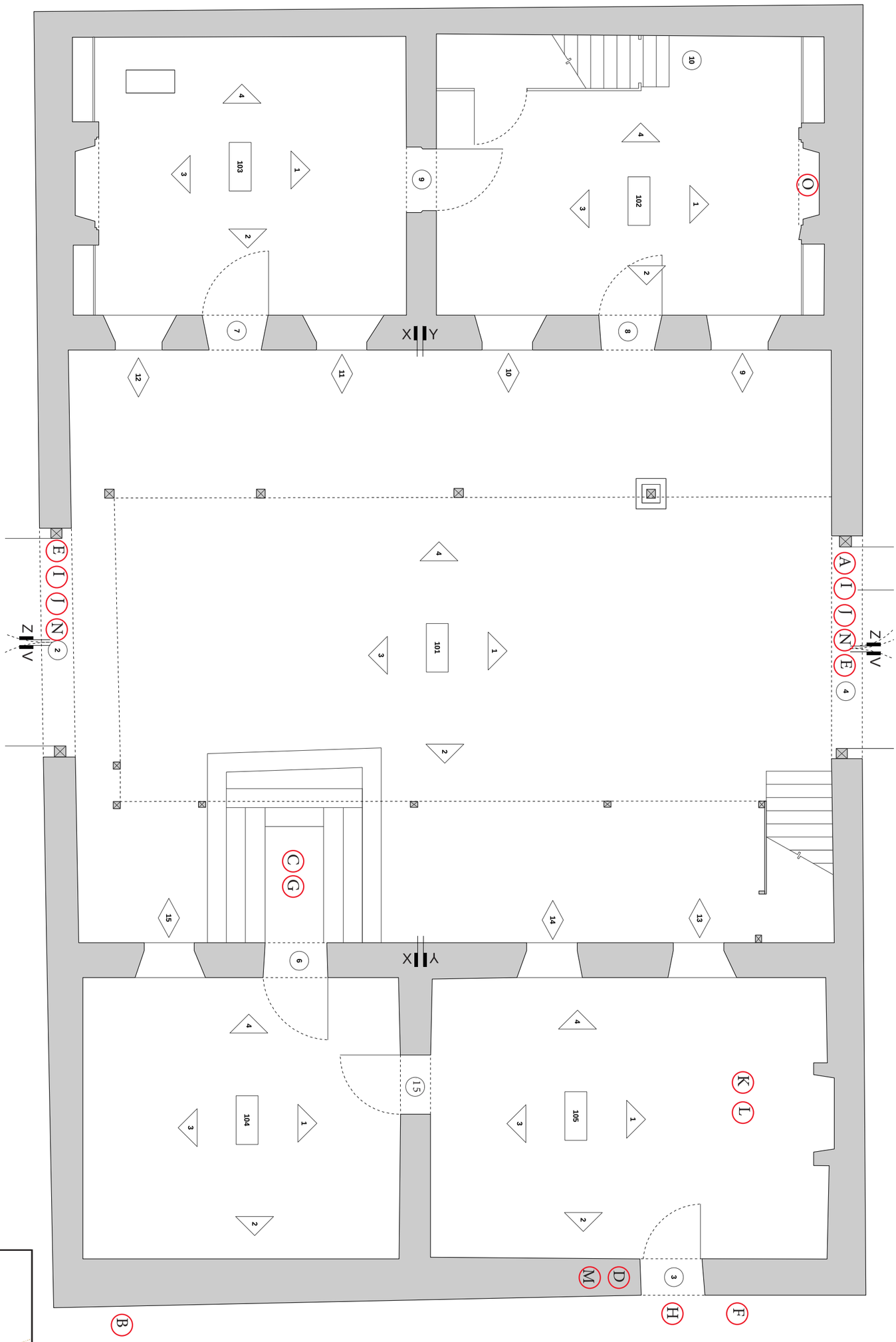

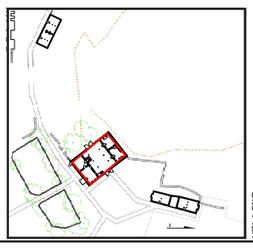

PIPE SPRING NATIONAL MONUMENT

NATIONAL PARK SERVICE, FREDONIA, ARIZONA

SHEET TITLE: WINSOR CASTLE ARCHITECTURAL DRAWINGS	SPONSORED BY: NATIONAL PARK SERVICE SUPERINTENDENT OF PIPE SPRING: JOHN HISCOCK	LAUREN V. DRAPALA YARITZA HERNANDEZ DIGITIZED FROM HABS DRAWINGS, 1940	PROJECT DIRECTOR: FRANK G. MATERO, UNIVERSITY OF PENNSYLVANIA PROJECT SUPERVISOR: JOHN HINCHMAN, UNIVERSITY OF PENNSYLVANIA
SHEET NO.: A-1.1.1	SITE RECORDING: JUNE, 2010		

ARCHITECTURAL CONSERVATION LABORATORY AND RESEARCH CENTER

GRADUATE PROGRAM IN HISTORIC PRESERVATION SCHOOL OF DESIGN UNIVERSITY OF PENNSYLVANIA

2nd Floor Plan

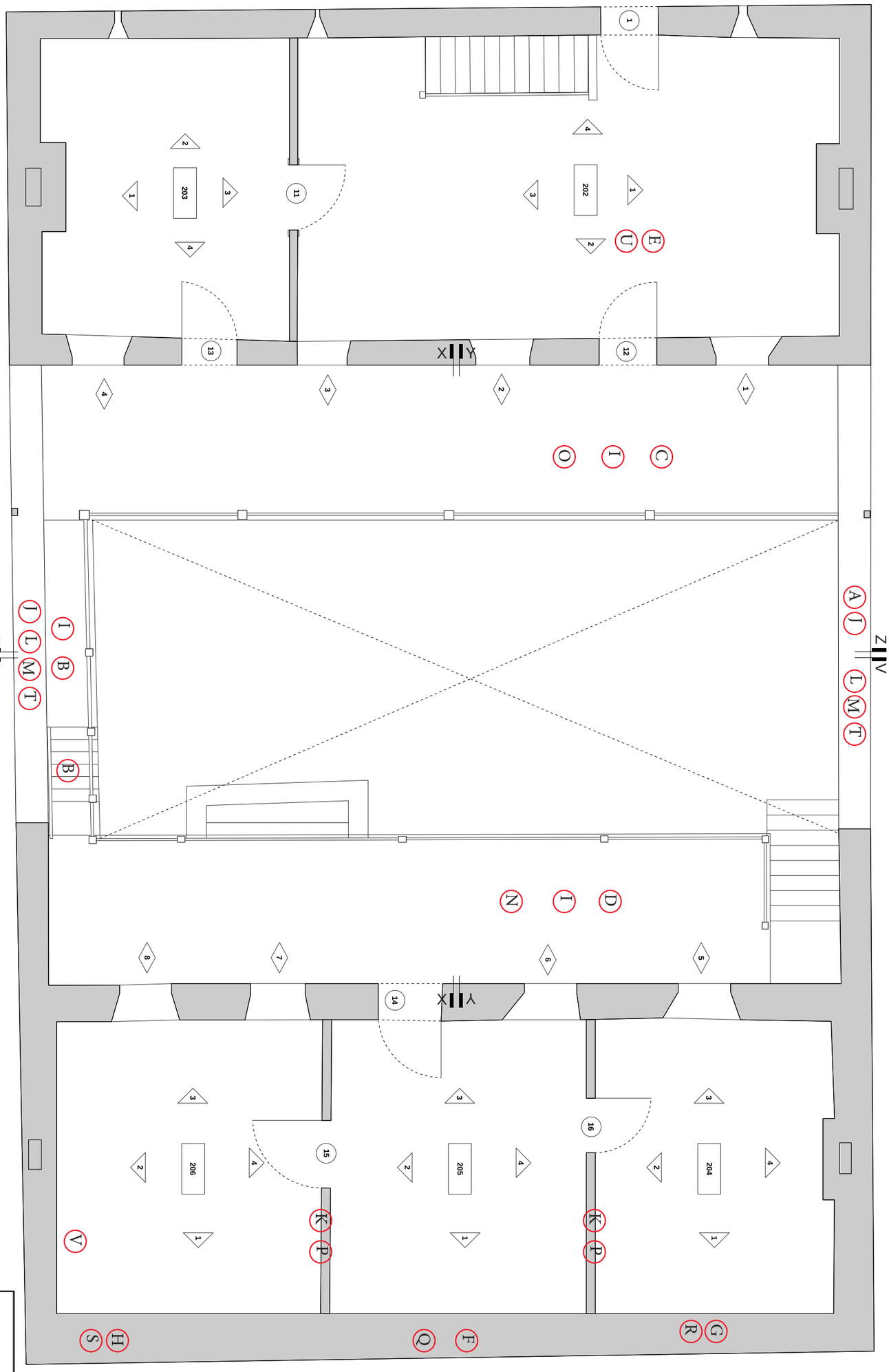

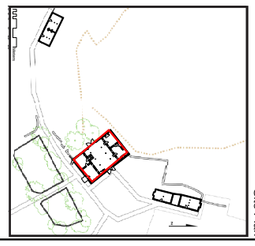

PIPE SPRING NATIONAL MONUMENT

NATIONAL PARK SERVICE, FREDONIA, ARIZONA

SHEET TITLE: WINSOR CASTLE ARCHITECTURAL DRAWINGS	SPONSORED BY: NATIONAL PARK SERVICE SUPERINTENDENT OF PIPE SPRING: JOHN HISCOCK	LAUREN V. DRAPALA YARITZA HERNANDEZ DIGITIZED FROM HABS DRAWINGS, 1940	PROJECT DIRECTOR: FRANK G. MATERO, UNIVERSITY OF PENNSYLVANIA PROJECT SUPERVISOR: JOHN HINCHMAN, UNIVERSITY OF PENNSYLVANIA
SHEET NO.: A-1.1.2	SITE RECORDING: JUNE, 2010	ARCHITECTURAL CONSERVATION LABORATORY AND RESEARCH CENTER GRADUATE PROGRAM IN HISTORIC PRESERVATION SCHOOL OF DESIGN UNIVERSITY OF PENNSYLVANIA	

FORT FIRST FLOOR PLAN

001

A 2007-East gates taken down and repaired if needed, Masonry removed (marked for position) and then replaced using historic mortar mix. Lintels replaced with steel covered in similar wood. Jambs and threshold replaced with treated wood.

B 1959, 1957, 1941, 1938-SW corner of Fort braced.

C 1960 to 1969- (Exact date unknown) Stairs leading into the Spring Room were modified and extended into courtyard, past the overhang.

D 1959- Window removed. Eroded mortar throughout the structure was replaced with cementitious mortar stained with a clay mixture. Door replaced.

E 1949- New gates and hand forged iron hinges and locks installed in courtyard. Sills replaced as well. Bored holes in the doorframes to insert preservatives to keep away rot and termites. Cemented around frames.

F 1941- April-June ‘41 - Major restoration work on fort. LH given 6 CCC boys and 4 local men to work on fort. (CCC boys from Grazing Service camp 4 miles south) Excavation of east, west and north walls of upper house done to bedrock or 10” below the foundation rock; tarred concrete foundation placed under the foundation rock and extended out four to six inches. Added drain line/tile

G 1940- (Date unknown but prior to 1940): Stairs leading into the Spring Room were extended into the courtyard- originally the stairs only contained a few steps.

H 1937- Added steps for fort front. (December).

I 1929- Fort gates replaced to better match the original design.

J 1928- Reconstruction of stonework over gates and rebuilding and installing of the gates

K 1927-Stone floor installed in Lower Kitchen. Original may have been wood or dirt, unknown.

L 1926- Construction of gas station with a lunch stand in the Cheese Room

M 1886- Window Added

N 1886- Gate removed, sandstone blocks above removed, square red pine logs from top of the walls taken down

O 1886-Bricked fireplaces in upper Kitchen/cut flue hole

FORT SECOND FLOOR PLAN

002

A 2007-East gates taken down and repaired if needed, Masonry removed (marked for position) and then replaced using historic mortar mix. Lintels replaced with steel covered in similar wood. Jambs and threshold replaced with treated wood.

B 2002, 1962- Repainted stairways and railings of courtyard balconies, rebuilt structural components of catwalk.

C 2000, 1997, 1984-N. porch decking replaced

D 1984, 1982- S. building: porch railings and supports replaced. S. building: porch support moved to original position

E 1959- Took down the partition that had made this room two separate rooms. Re-plastered room

F 1959-Door removed. Eroded mortar throughout the structure was replaced with cementitious mortar stained with a clay mixture

G 1959-Window removed.

H 1959- Window removed.

I 1951- Porches reinforced. Reconstructed catwalk and original stair pitch. Painted with gas tar and wood preservative. Braces put under north porch. Railings painted

J 1949-New gates and hand forged iron hinges and locks installed in courtyard. Sills replaced as well. Bored holes in the doorframes to insert preservatives to keep away rot and termites. Cemented around frames.

K 1930-S. Building Upper Floor Interior walls restored and plastered

L 1929- Fort gates replaced to better match the original design.

M 1928-Reconstruction of stonework over gate and rebuilding and installing of the gates

N 1927- Replaced entire S. Veranda except the center post

O 1927-N. Veranda, replaced missing balusters and floor, but not joists

P 1923, 1895- Two interior walls removed from 2nd floor of lower building. (also done in 1895?)

Q 1886-Door Added

R 1886-Window Added

S 1886-Window Added

T 1886- Gate removed, sandstone blocks above removed, square red pine logs from top of the walls taken down

U 1874- A partition was added between the center and east rooms of the second floor of the upper building of Winsor Castle.

V 1871- Telegraph installed.

APPENDIX L

HABS DRAWINGS

Historic American Buildings Survey (HABS) | Library of Congress

Recorded September 30, 1940 as part of the 1940 Public Works Administration Program; Federal Project 498 A

- Title Sheet
- Site Plan
- Fort Plan: First Floor
- Fort Plan: Second Floor
- Fort Elevation: Southeast
- Fort Elevation: Northeast
- Fort Elevation: Southwest
- Fort Elevation: Northwest | Fort Section XX
- Fort Elevation: Along Sections ZZ and YY
- Fort Details: Porch and Doors
- Fort Details: Parlor
- Fort Details: Kitchen
- Fort Details: Hardware
- West Cabin: Plan and Elevations
- East Cabin: Plan and Elevations

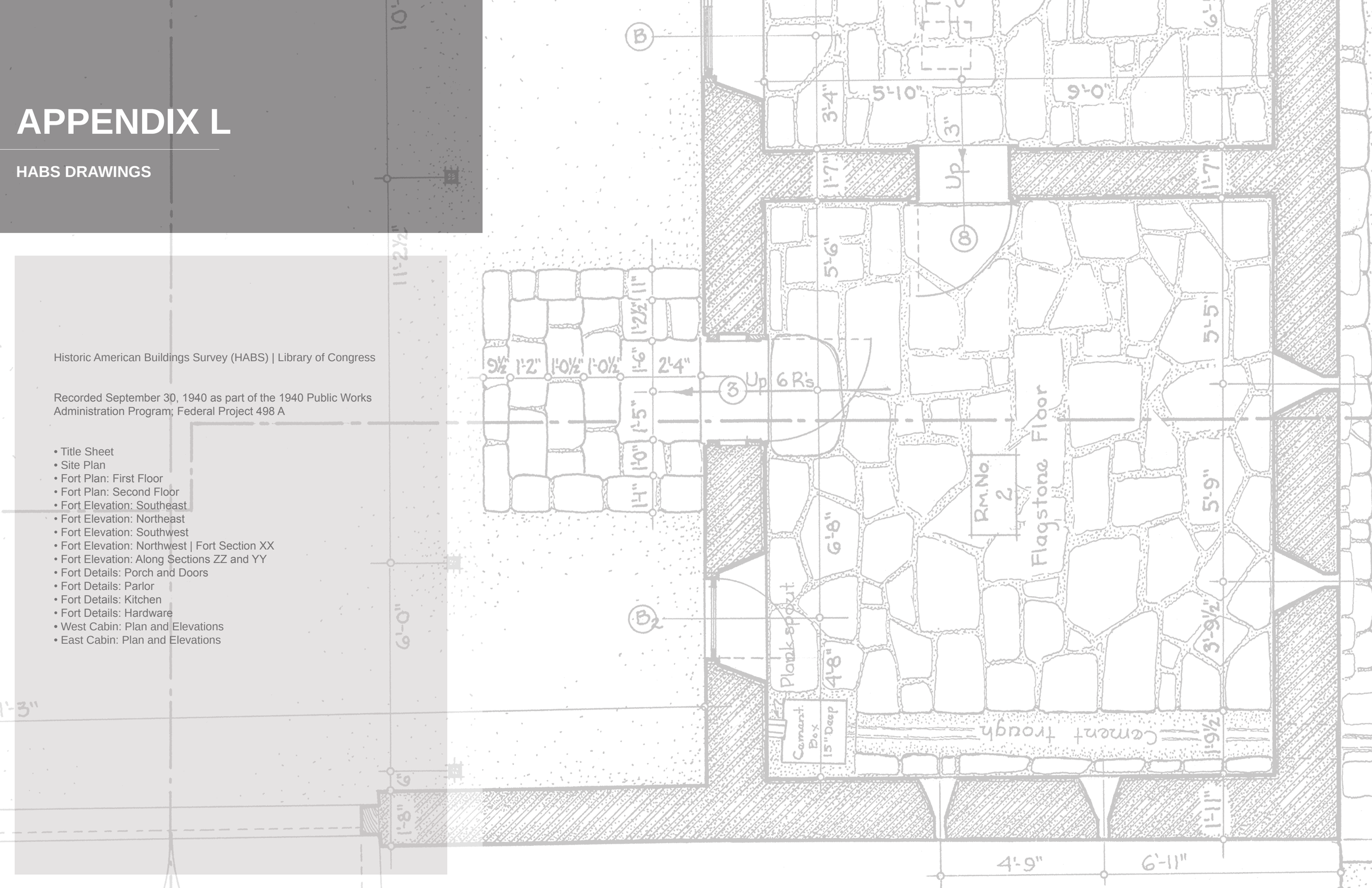

PIPE SPRING FORT

PIPE SPRING NATIONAL MONUMENT
MOJAVE COUNTY
ARIZONA

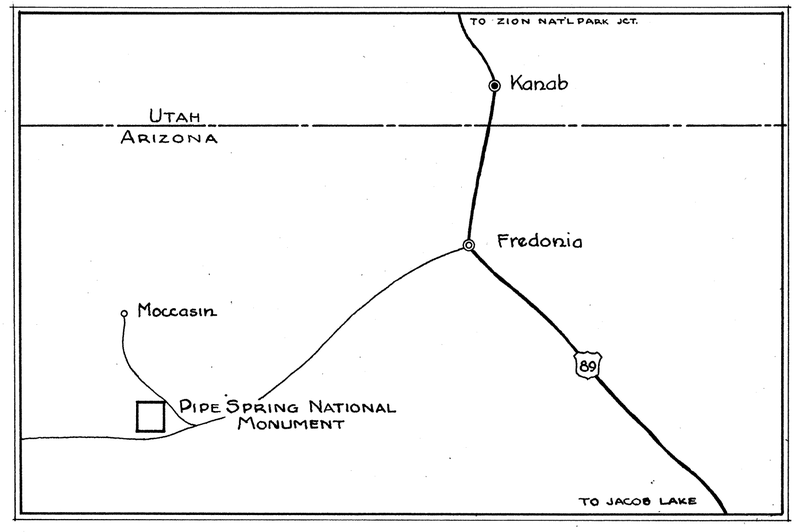

SKETCH MAP SHOWING LOCATION

ERECTED ~ 1870
BUILDER ~ BISHOP ANSON P. WINSOR
FOR THE MORMON CHURCH

HISTORIC AMERICAN BUILDINGS SURVEY U.S. DEPARTMENT OF THE INTERIOR NATIONAL PARK SERVICE BRANCH OF PLANS AND DESIGN	MEASURED: APRIL 17-20-1940 DRAWN: MAY 15-JUNE 1 ; JULY 15-SEPT. 30 1940 MEASUREMENTS CHECKED: RUPERT McCLUNG	DRAWINGS APPROVED: Roy Place, DISTRICT OFFICER. DRAWINGS APPROVED: Thos. C. Vint, CHIEF ARCHITECT. ACCEPTED FOR LIBRARY OF CONGRESS:	SOUTHWEST DISTRICT ROY PLACE DIST. OFF. H.E. PENNINGTON TUSCON, ARIZONA FIELD PARTY RAYMOND T. LOVELADY RUPERT P. McCLUNG	SURVEY NO. ARIZONA 18 14 SHEETS	INDEX NO. ARIZ. 8-Moc.V 1-

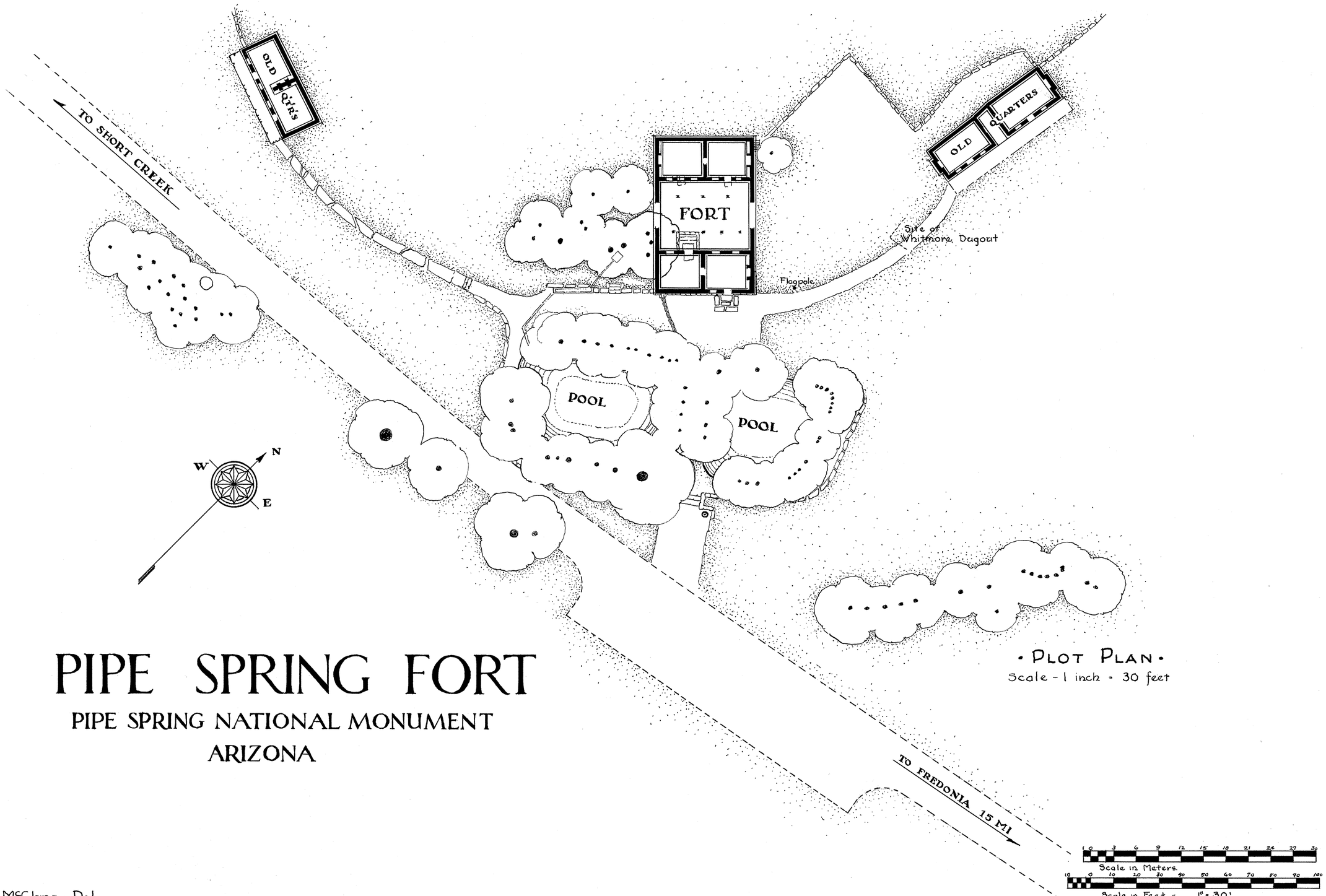

PIPE SPRING FORT

PIPE SPRING NATIONAL MONUMENT
ARIZONA

• PLOT PLAN •
Scale - 1 inch = 30 feet

R.P. McClung - Del.

1940 PUBLIC WORKS ADMINISTRATION PROGRAM
FEDERAL PROJECT - 498 A
SEPTEMBER 30 1940
UNDER DIRECTION OF UNITED STATES DEPARTMENT OF THE INTERIOR
NATIONAL PARK SERVICE, BRANCH OF PLANS AND DESIGN

NAME OF STRUCTURE
PIPE SPRING FORT
PIPE SPRING NATIONAL MONUMENT MOJAVE COUNTY ARIZONA

SURVEY NO.
ARIZ 18

HISTORIC AMERICAN BUILDINGS SURVEY
SHEET 1 OF 14 SHEETS

LIBRARY OF CONGRESS INDEX NUMBER

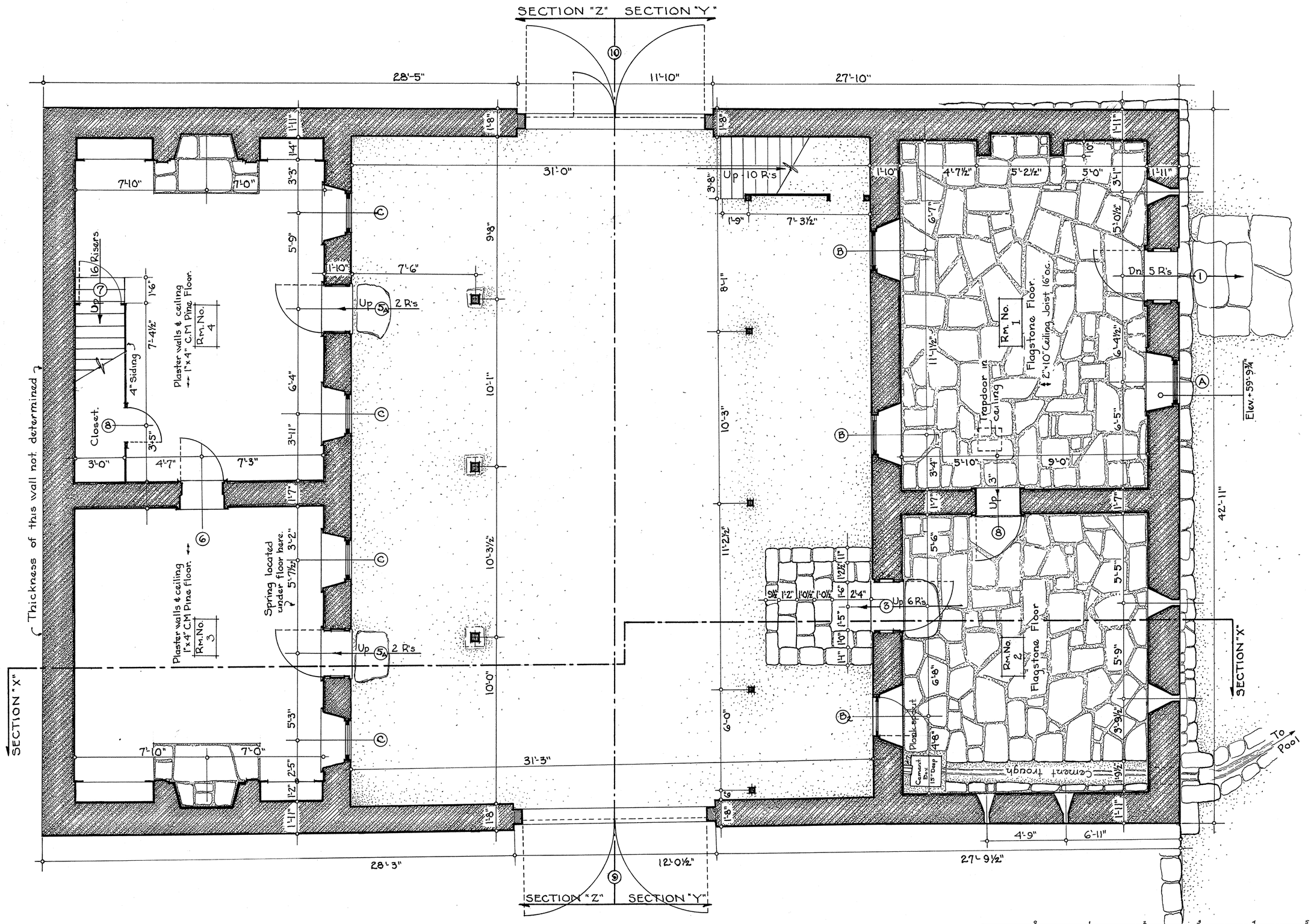

FIRST FLOOR PLAN

Scale - ¼" = 1'-0"

Rupert McClung - Del.

1940 PUBLIC WORKS ADMINISTRATION PROGRAM
FEDERAL PROJECT 498 A
SEPTEMBER 30, 1940
UNDER DIRECTION OF UNITED STATES DEPARTMENT OF THE INTERIOR
NATIONAL PARK SERVICE, BRANCH OF PLANS AND DESIGN

NAME OF STRUCTURE

PIPE SPRING FORT

PIPE SPRING NATIONAL MONUMENT MOJAVE COUNTY ARIZONA

SURVEY NO. ARIZ 18

HISTORIC AMERICAN BUILDINGS SURVEY
SHEET 2 OF 14 SHEETS

LIBRARY OF CONGRESS INDEX NUMBER

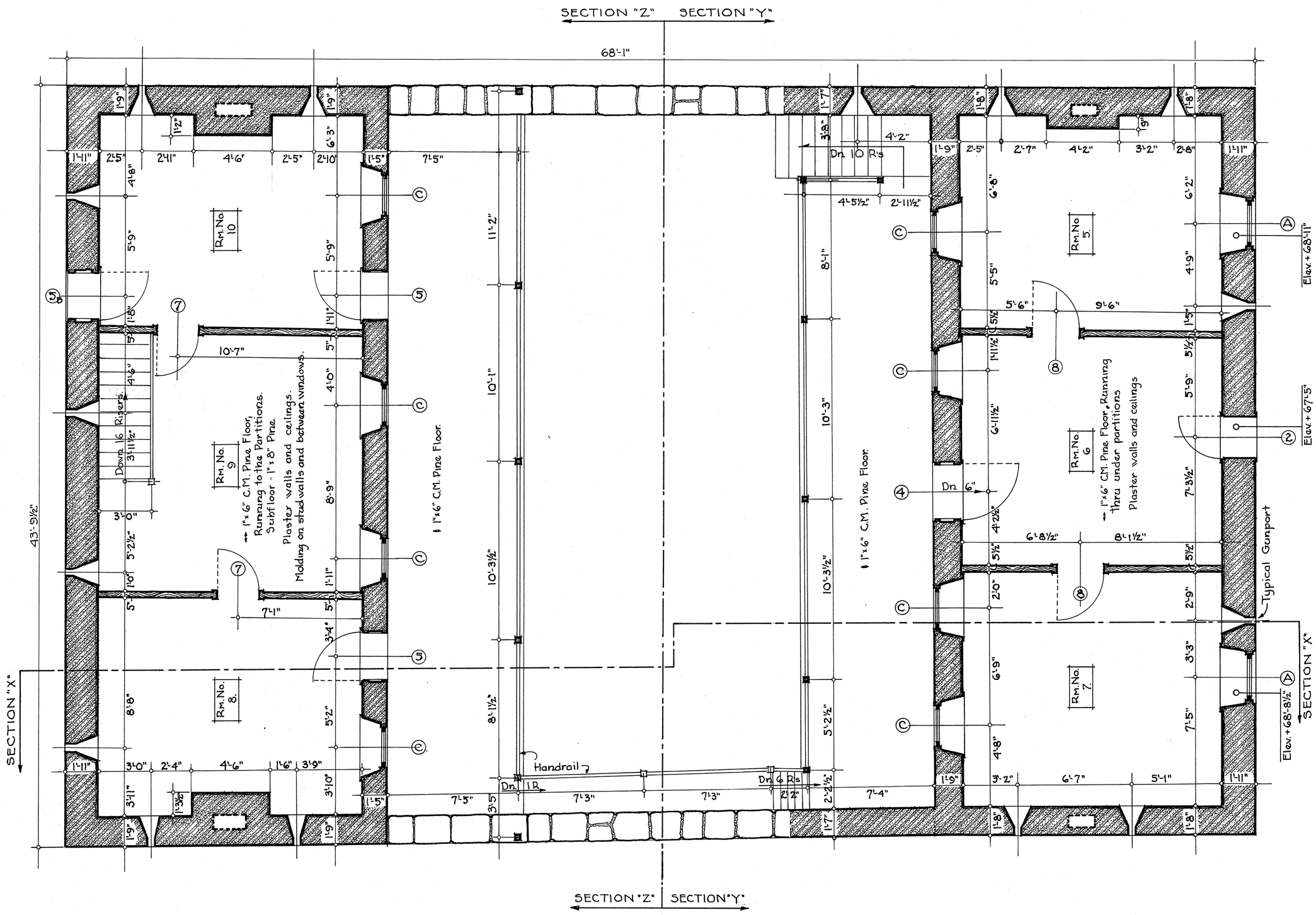

SECOND FLOOR PLAN

Scale - ¼"=1'-0"

Scale in Meters

Scale in Feet ¼"=1'-0"

Rupert McClung Del.

1940 PUBLIC WORKS ADMINISTRATION PROGRAM
FEDERAL PROJECT 498 A
SEPTEMBER 30, 1940
UNDER DIRECTION OF UNITED STATES DEPARTMENT OF THE INTERIOR
NATIONAL PARK SERVICE, BRANCH OF PLANS AND DESIGN

NAME OF STRUCTURE

PIPE SPRING FORT

PIPE SPRING NATIONAL MONUMENT MOJAVE COUNTY ARIZONA

SURVEY NO. ARIZ 18

HISTORIC AMERICAN BUILDINGS SURVEY
SHEET 3 OF 14 SHEETS

LIBRARY OF CONGRESS INDEX NUMBER

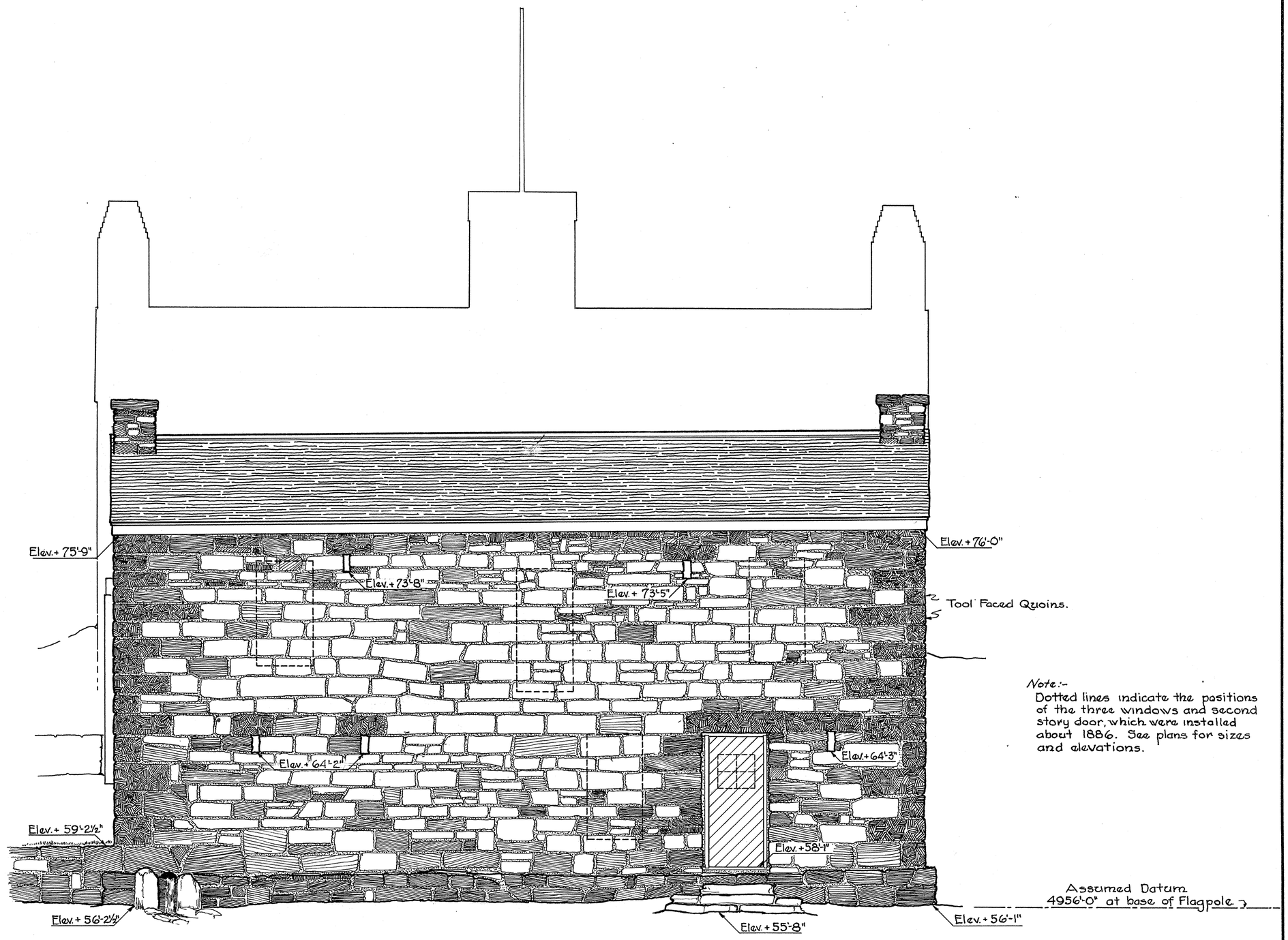

Note:-
Dotted lines indicate the positions of the three windows and second story door, which were installed about 1886. See plans for sizes and elevations.

FRONT (SOUTHEAST) ELEVATION

Scale - ¼" = 1'-0"

Scale in Meters

Scale in Feet ¼" = 1'-0"

Rupert McClung - Del.

1940 PUBLIC WORKS ADMINISTRATION PROGRAM
FEDERAL PROJECT 498 A
SEPTEMBER 30 1940
UNDER DIRECTION OF UNITED STATES DEPARTMENT OF THE INTERIOR
NATIONAL PARK SERVICE, BRANCH OF PLANS AND DESIGN

NAME OF STRUCTURE
PIPE SPRING FORT
PIPE SPRING NATIONAL MONUMENT MOJAVE COUNTY ARIZONA

SURVEY NO. ARIZ 18

HISTORIC AMERICAN BUILDINGS SURVEY
SHEET 4 OF 14 SHEETS

LIBRARY OF CONGRESS INDEX NUMBER

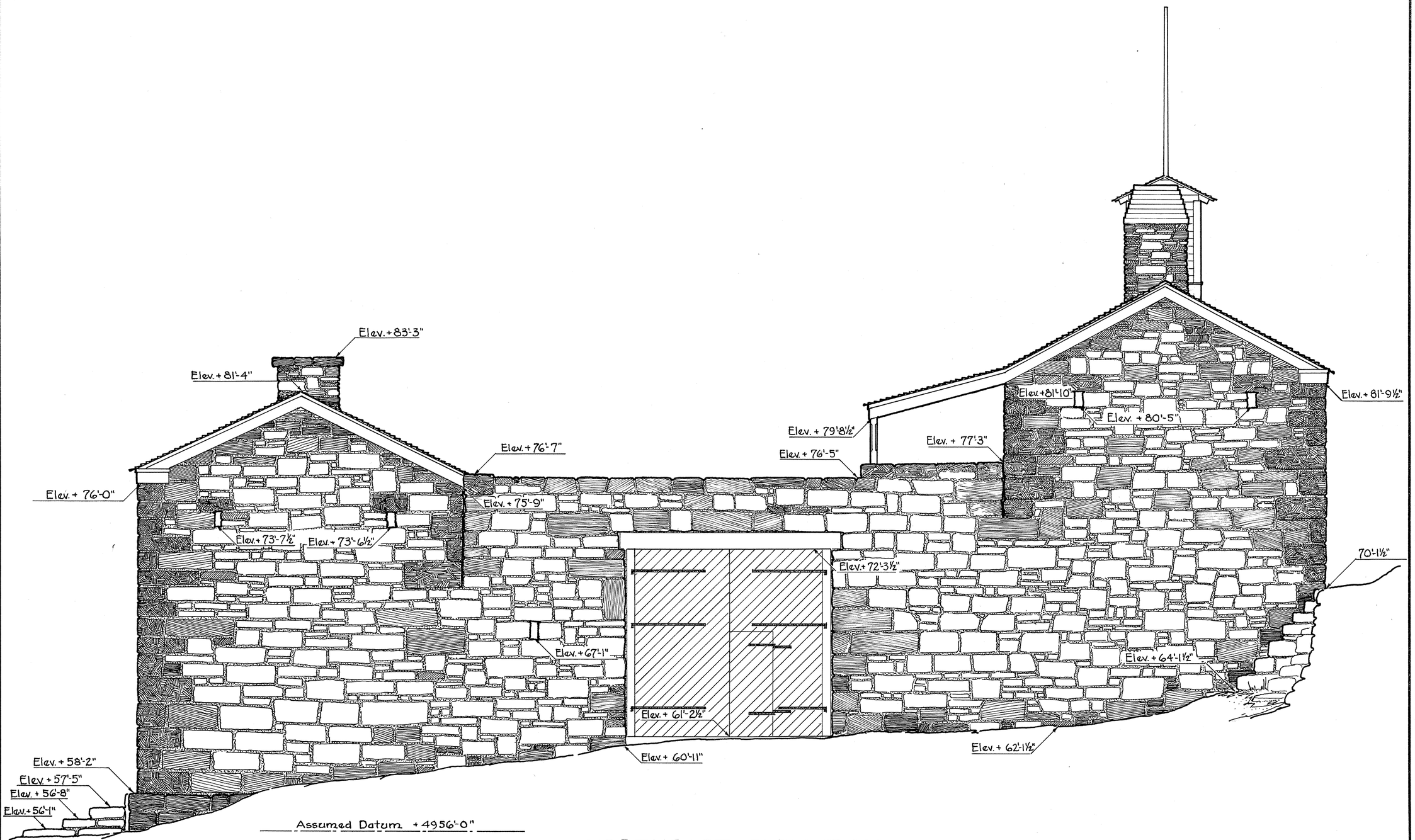

NORTHEAST ELEVATION

Scale - ¼" = 1'-0"

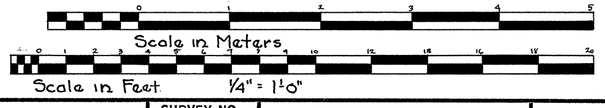

Rupert McClung - Del.

1940 PUBLIC WORKS ADMINISTRATION PROGRAM
FEDERAL PROJECT 498 A
SEPTEMBER 30 1940
UNDER DIRECTION OF UNITED STATES DEPARTMENT OF THE INTERIOR
NATIONAL PARK SERVICE, BRANCH OF PLANS AND DESIGN

NAME OF STRUCTURE

PIPE SPRING FORT

PIPE SPRING NATIONAL MONUMENT MOJAVE COUNTY ARIZONA

SURVEY NO. ARIZ. 18

HISTORIC AMERICAN BUILDINGS SURVEY
SHEET 5 OF 14 SHEETS

LIBRARY OF CONGRESS INDEX NUMBER

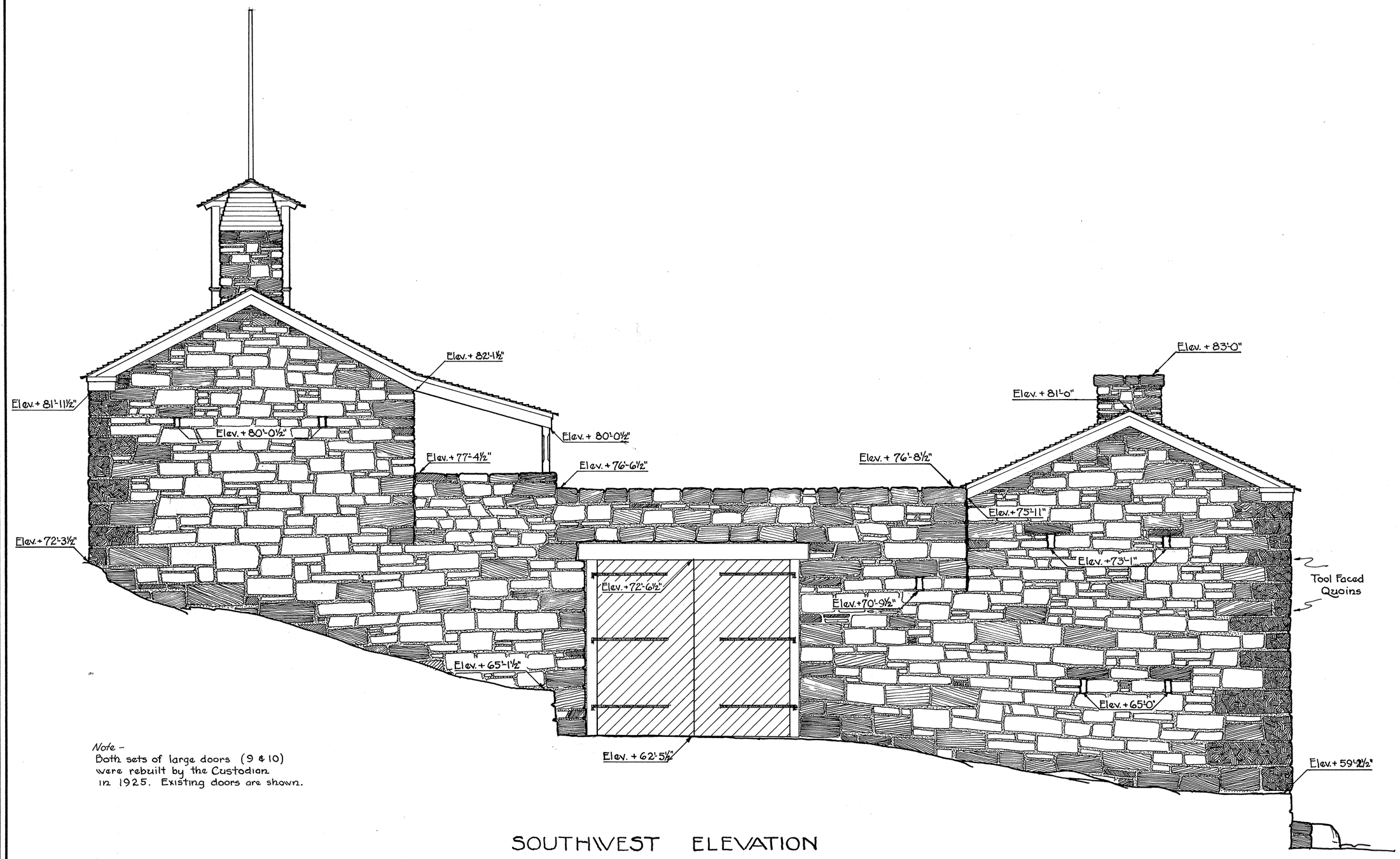

Note -
Both sets of large doors (9 & 10) were rebuilt by the Custodian in 1925. Existing doors are shown.

SOUTHWEST ELEVATION

Scale - ¼" = 1'-0"

1940 PUBLIC WORKS ADMINISTRATION PROGRAM FEDERAL PROJECT 498 A SEPTEMBER 30 1940 UNDER DIRECTION OF UNITED STATES DEPARTMENT OF THE INTERIOR NATIONAL PARK SERVICE, BRANCH OF PLANS AND DESIGN	NAME OF STRUCTURE PIPE SPRING FORT PIPE SPRING NATIONAL MONUMENT MOJAVE COUNTY ARIZONA	SURVEY NO. ARIZ 18	HISTORIC AMERICAN BUILDINGS SURVEY SHEET 6 OF 14 SHEETS	LIBRARY OF CONGRESS INDEX NUMBER

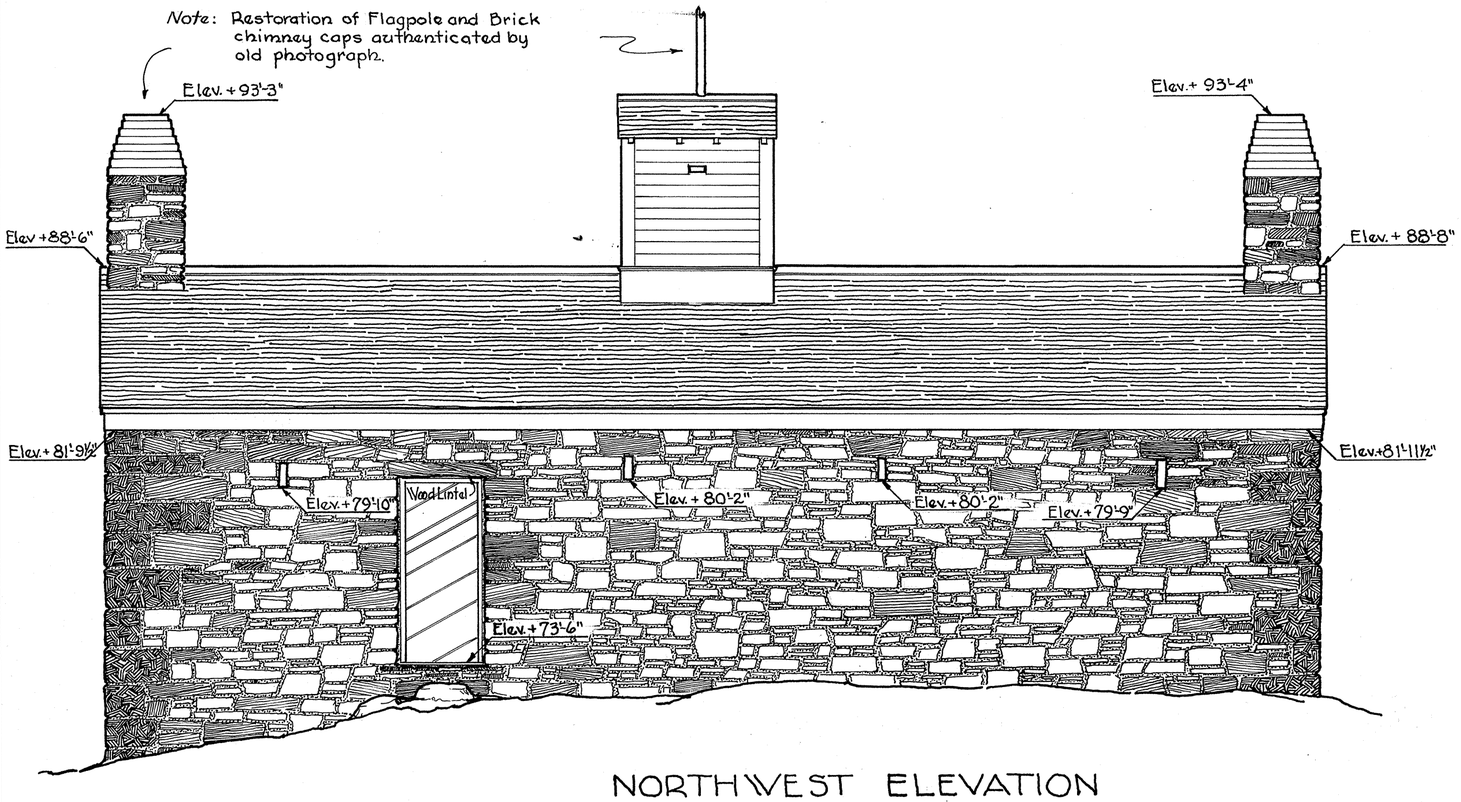

NORTHWEST ELEVATION

Scale - ¼" = 1'-0"

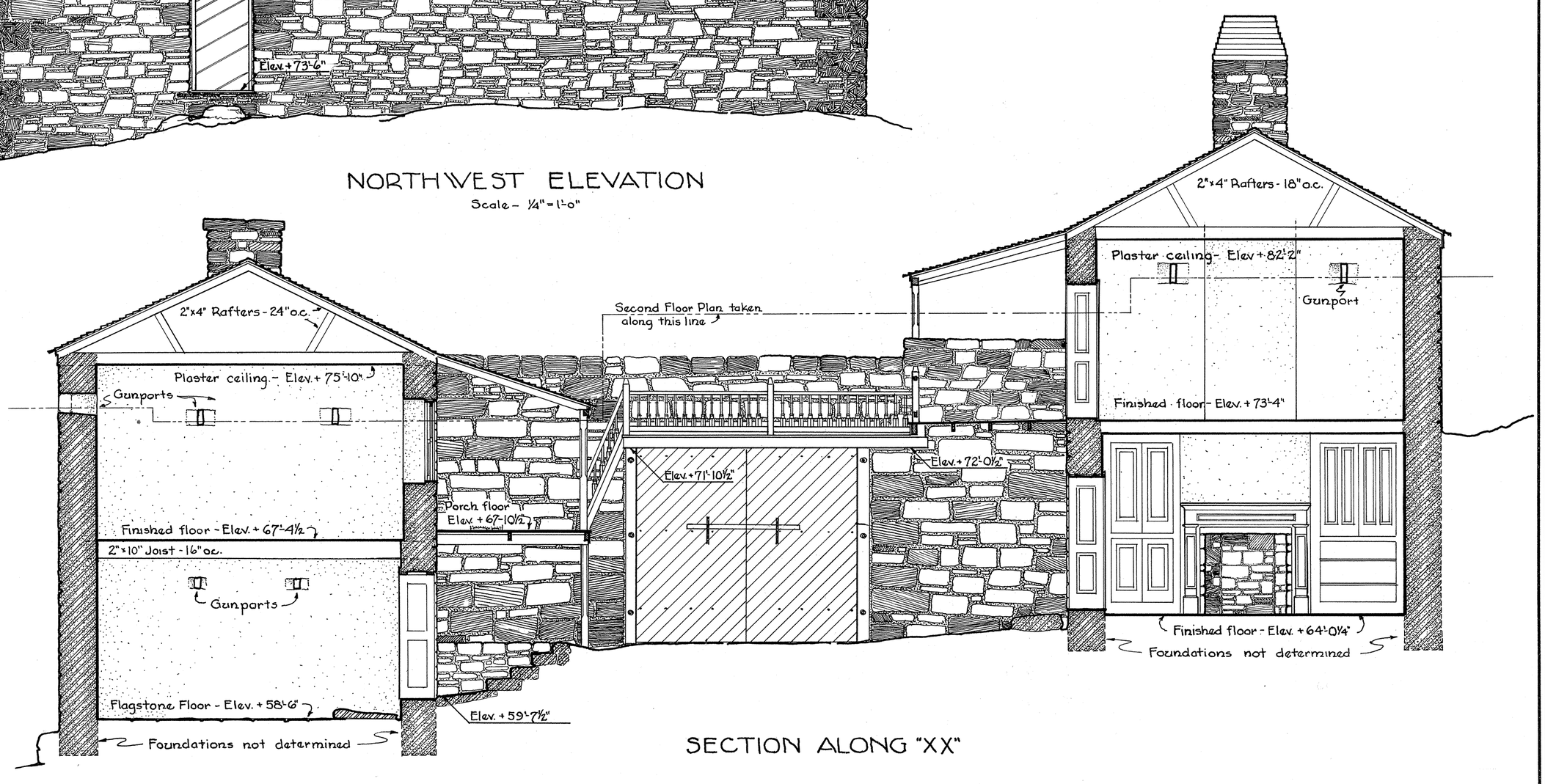

SECTION ALONG "XX"

1940 - PUBLIC WORKS ADMINISTRATION PROGRAM FEDERAL PROJECT 498 A SEPTEMBER 30, 1940 UNDER DIRECTION OF UNITED STATES DEPARTMENT OF THE INTERIOR NATIONAL PARK SERVICE, BRANCH OF PLANS AND DESIGN	NAME OF STRUCTURE PIPE SPRING FORT PIPE SPRING NATIONAL MONUMENT MOJAVE COUNTY ARIZONA	SURVEY NO. ARIZ 18	HISTORIC AMERICAN BUILDINGS SURVEY SHEET 7 OF 14 SHEETS	LIBRARY OF CONGRESS INDEX NUMBER

DOOR SCHEDULE

1. Detailed. See sheet #9
2. 2'-9"x6'-4"x1¼". 2-10¼"x11½" wood panels below, 6-10¼"x14½" lights above rail.
3. 3'-0"x6'-1"x1½". Formerly 4 panel door. 8"x10"-6 light modern sash installed in upper part.
4. 3'-1¼"x5'-7½"x1½". 4 panel door. Similar to door #5. Put together with ⅜" dowels.
5. Detailed. See sheet #9

5A. Similar to door #5. Size-2'-10½"x6'-7"x1⅝"

5B. Similar to door #5. Size-2'-8½"x6'-7"x1⅝". 1" beaded sheathing nailed diagonaly on outside face.

6. Similar to door #5. Size-2'-9"x6'-8"x1⅝"
7. Similar to door #5. Size-2'-3¾"x6'-6¾"x1" See sheet #12.
8. 2'-9"x6'-3"-T&G Beaded 'Z' braced cleat door.
9. 2-6'-0¼"x10'-1" built up doors. 3 thicknesses of 1"x6" T&G.
10. 2-5'-11"x10'-11" built up doors. Similar to door #9 but with 1-2'-6"x6'-0" needle eye door cut in. See Elevation.

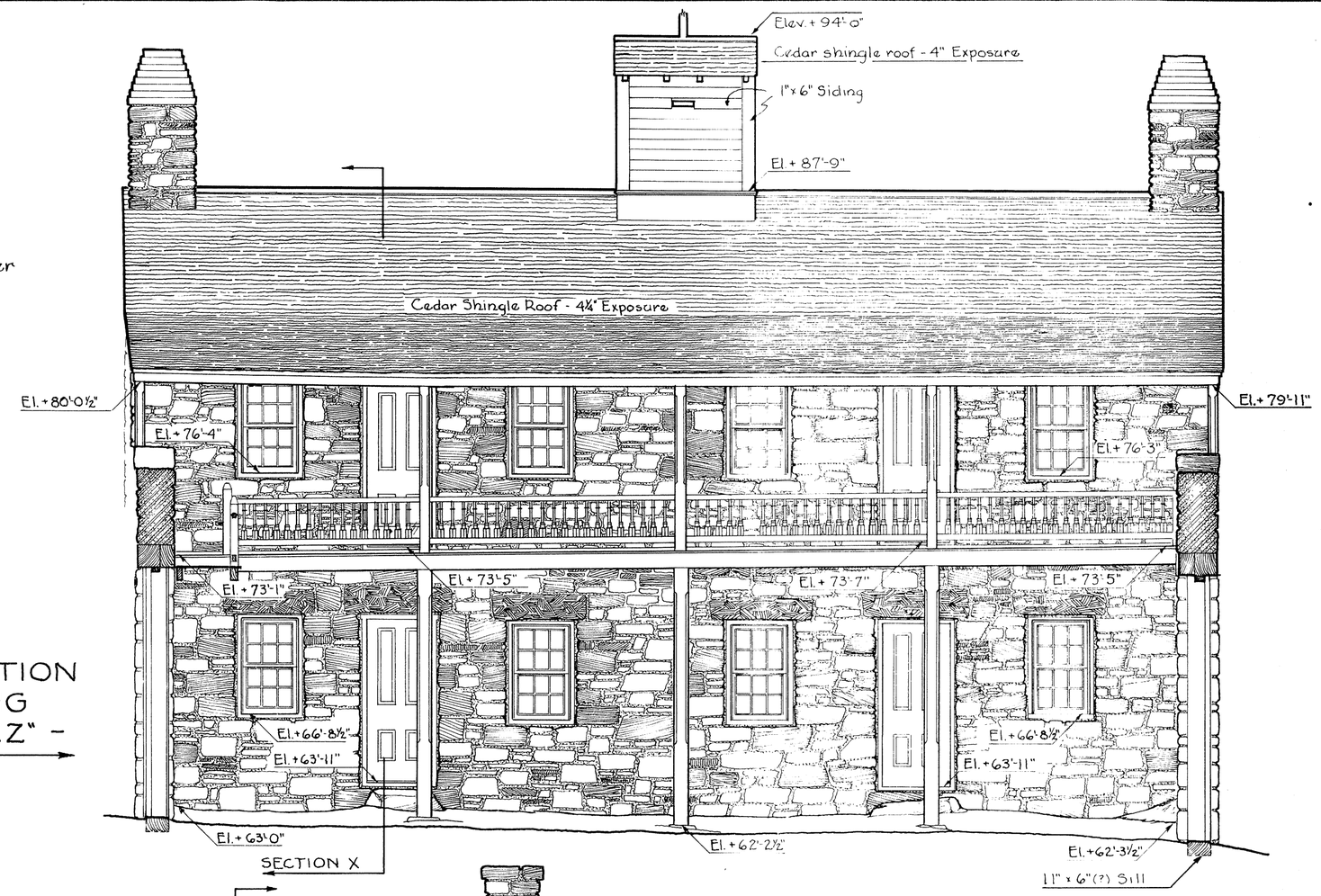

SOUTHEAST ELEVATION OF NORTH WING -ALONG SECTION "ZZ"-

Scale - ¼" = 1'-0"

WINDOW SCHEDULE

(A) 9"x13"-12 light DH x 1 3/16". Opening size 31"x62". Frame-1¾"x6" material. Top sash set back 2¼" from face. Trim sill-1"x3", applied. 41"x62" inside plaster reveal. 1"x4" beaded trim (see sheet #12) 5" apron. 1½" stool. Head cased.

(B) DH window. Lower sash-8"x10"-6 light x 1 3/16" sash. Upper sash 7"x8" 3 light x 1 3/16" transom sash. Opening size 28"x36". Frame 1¾"x6", Projecting sill. Inside plaster reveal 45"x40".

(B2) 7½"x10½" 9 light x 1 3/16" casement sash. Interior same as "B"

(C) 8"x10"-12 light DH x 1⅛" windows. Opening size 28"x46". Frame 2"x5⅝" Sill-2¼", projects 1½" beyond frame Inside-cased opening 40"x44½" 1" stool projecting over-1⅜". 3" apron. Plaster flush all around.

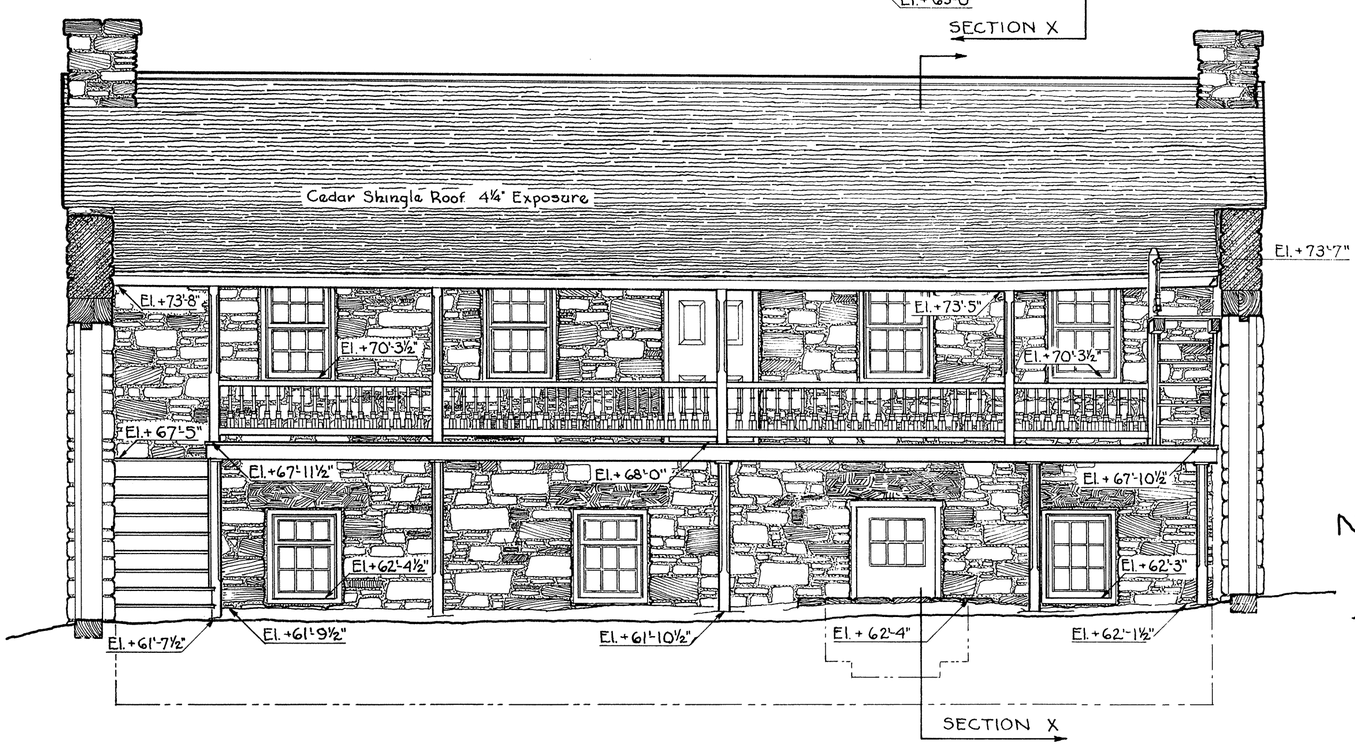

NORTHWEST ELEVATION OF SOUTH WING -ALONG SECTION "YY"-

Scale - ¼" = 1'-0"

Scale in Meters

Scale in Feet ¼" = 1'-0"

1940 PUBLIC WORKS ADMINISTRATION PROGRAM
FEDERAL PROJECT 498 A
SEPTEMBER 30, 1940
UNDER DIRECTION OF UNITED STATES DEPARTMENT OF THE INTERIOR
NATIONAL PARK SERVICE, BRANCH OF PLANS AND DESIGN

NAME OF STRUCTURE
PIPE SPRING FORT
PIPE SPRING NATIONAL MONUMENT — MOJAVE COUNTY — ARIZONA

SURVEY NO. ARIZ 18

HISTORIC AMERICAN BUILDINGS SURVEY
SHEET 8 OF 14 SHEETS

LIBRARY OF CONGRESS INDEX NUMBER

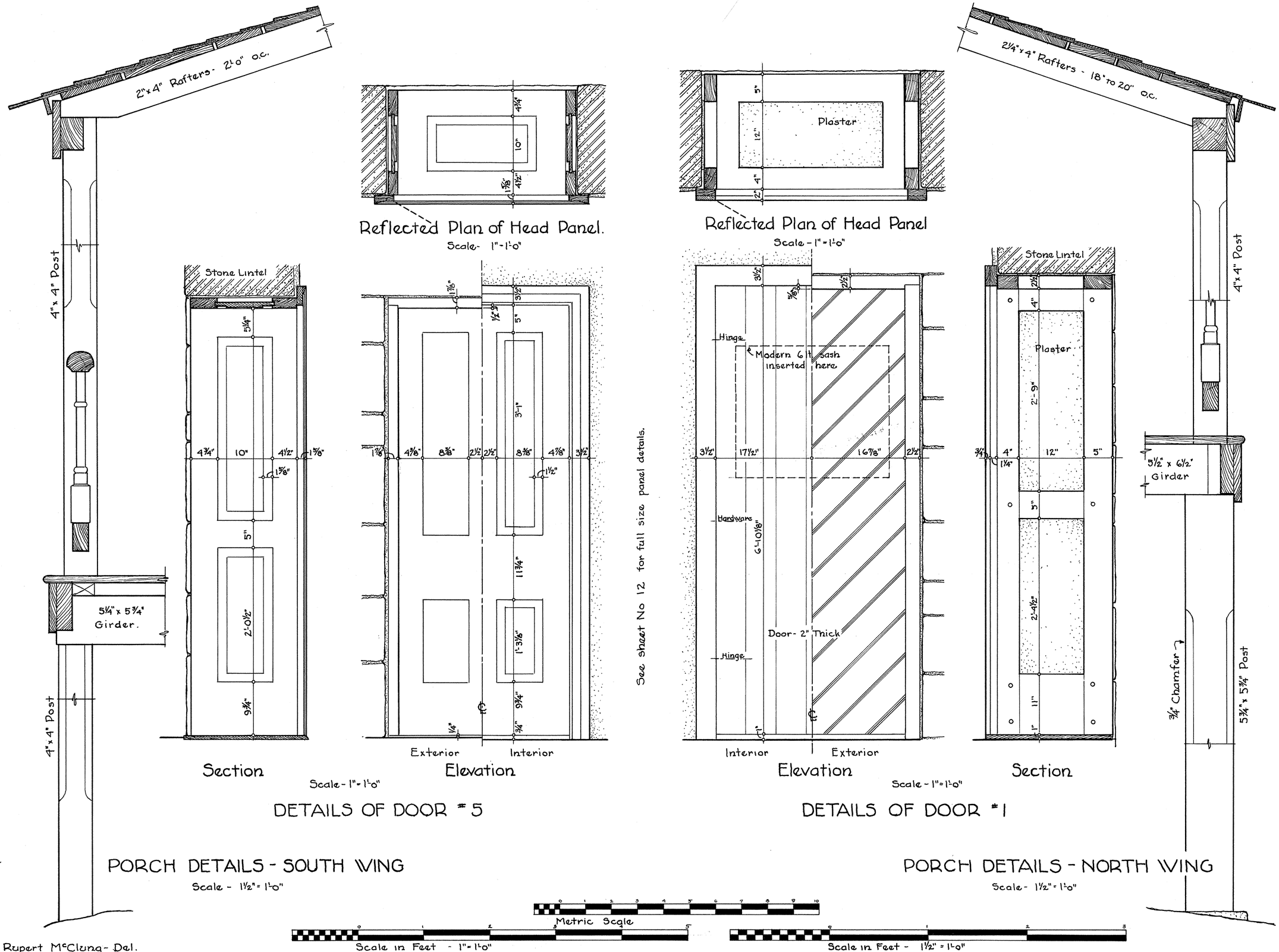

Rupert McClung - Del.

1940 PUBLIC WORKS ADMINISTRATION PROGRAM FEDERAL PROJECT 498 A SEPTEMBER 30 1940 UNDER DIRECTION OF UNITED STATES DEPARTMENT OF THE INTERIOR NATIONAL PARK SERVICE, BRANCH OF PLANS AND DESIGN	NAME OF STRUCTURE PIPE SPRING FORT PIPE SPRING NATIONAL MONUMENT MOJAVE COUNTY ARIZONA	SURVEY NO. ARIZ. 18	HISTORIC AMERICAN BUILDINGS SURVEY SHEET 9 OF 14 SHEETS

LIBRARY OF CONGRESS INDEX NUMBER

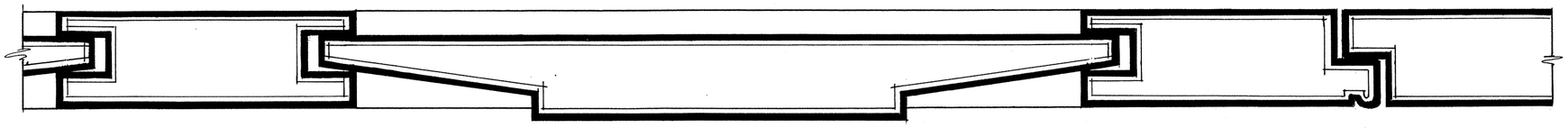

Section at "C", Showing panel construction and meeting stiles.
Full size

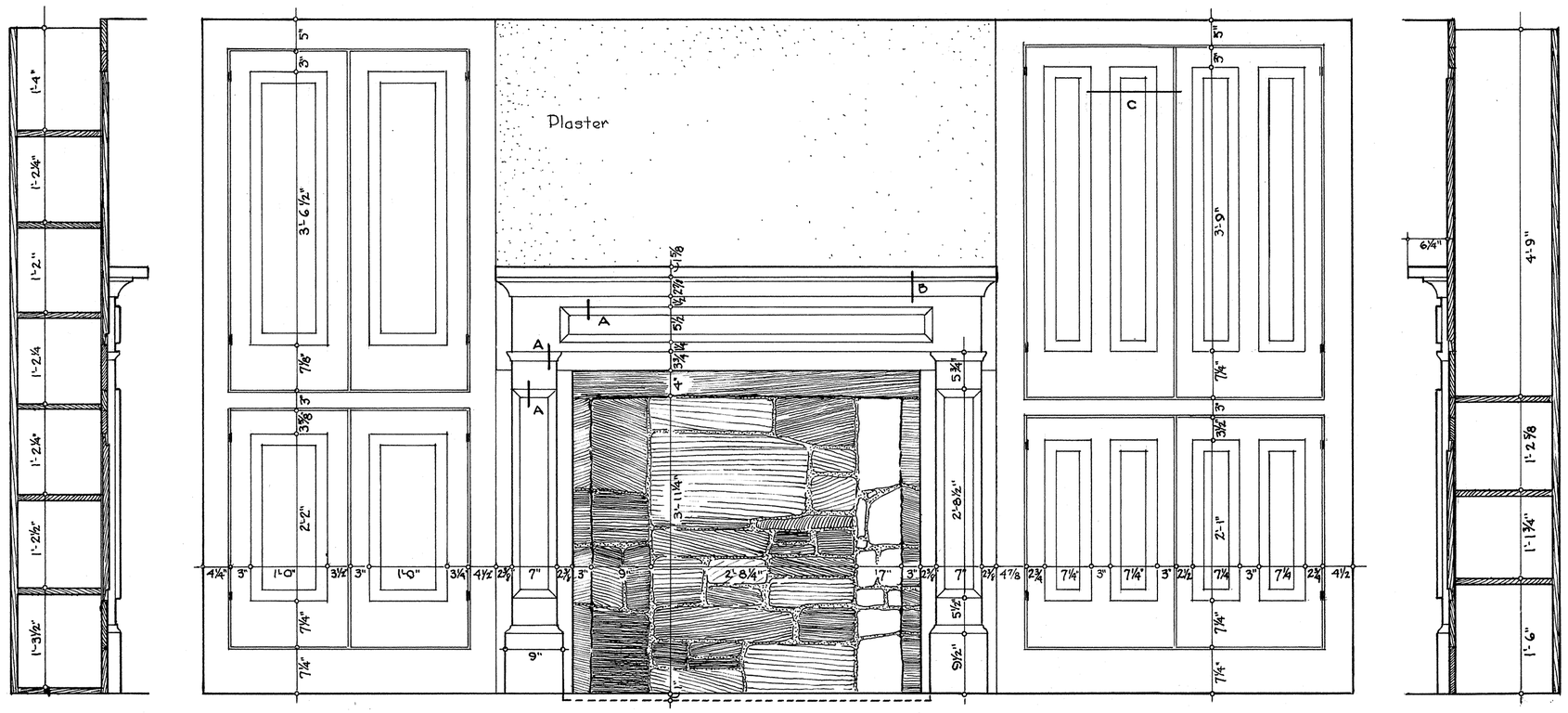

SECTION
Scale - 3/4" = 1'-0"

ELEVATION
Scale - 3/4" = 1'-0"

SECTION
Scale - 3/4" = 1'-0"

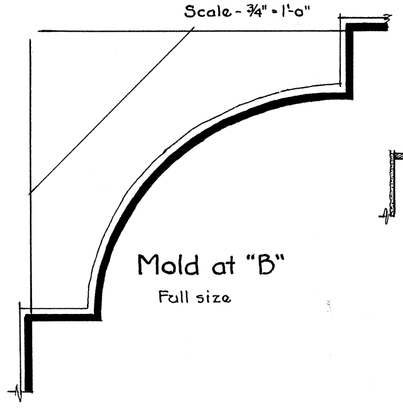

Mold at "B"
Full size

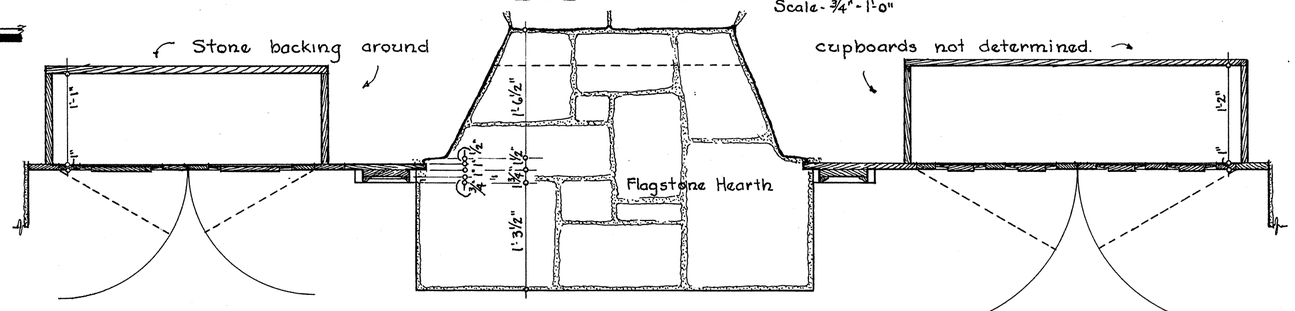

PLAN
Scale - 3/4" = 1'-0"

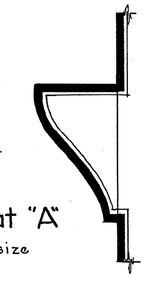

Mold at "A"
Full size

FIREPLACE & CUPBOARD DETAILS IN ROOM #3



1940 PUBLIC WORKS ADMINISTRATION PROGRAM FEDERAL PROJECT 498 A SEPTEMBER 30 1940 UNDER DIRECTION OF UNITED STATES DEPARTMENT OF THE INTERIOR NATIONAL PARK SERVICE, BRANCH OF PLANS AND DESIGN	NAME OF STRUCTURE PIPE SPRING FORT PIPE SPRING NATIONAL MONUMENT MOJAVE COUNTY ARIZONA	SURVEY NO. ARIZ. 18	HISTORIC AMERICAN BUILDINGS SURVEY SHEET 10 OF 14 SHEETS	LIBRARY OF CONGRESS INDEX NUMBER

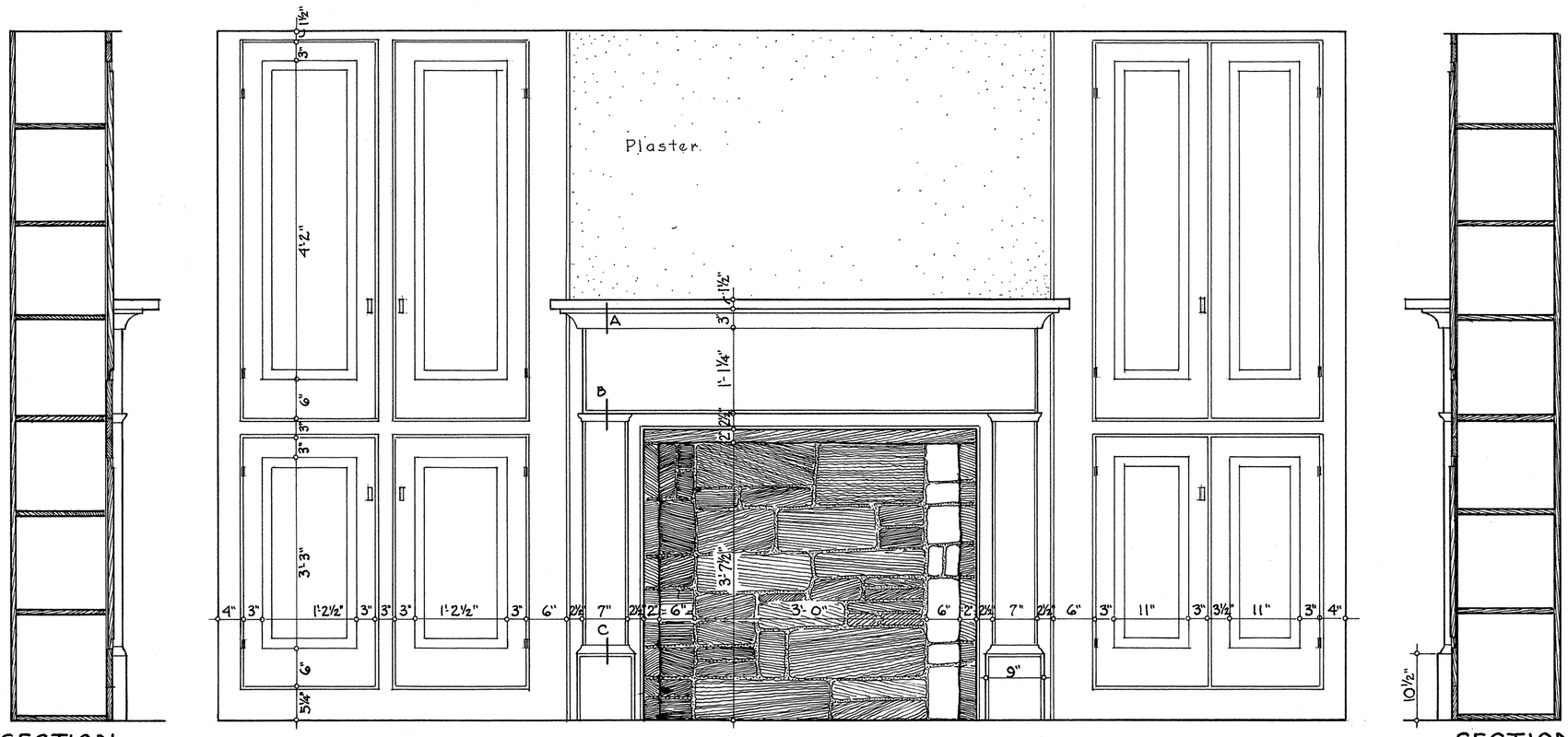

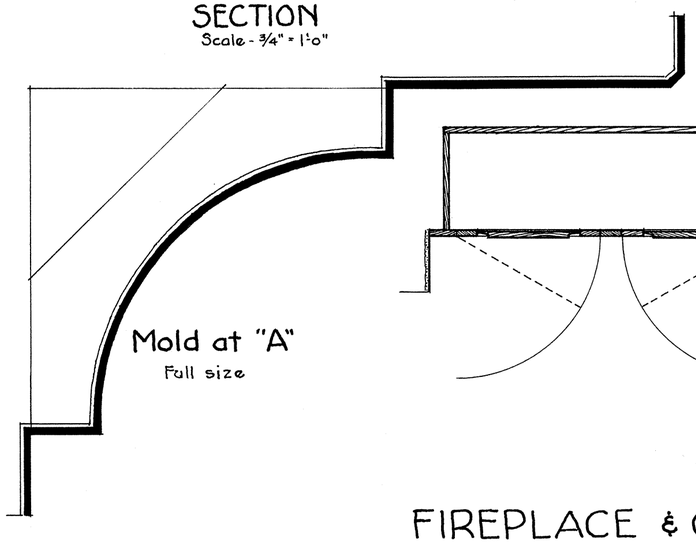

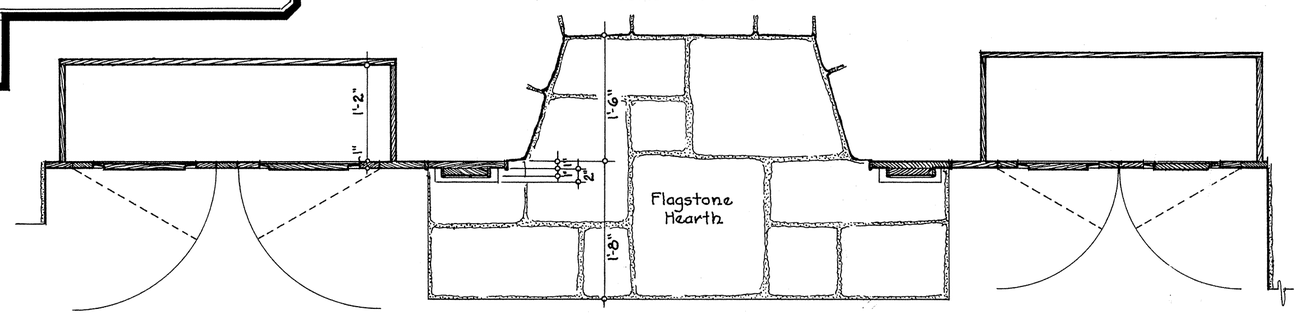

PLAN
Scale - ¾" = 1'-0"

Mold at "B"
Full size

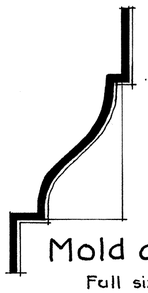

Mold at "C"
Full size

FIREPLACE & CUPBOARD DETAILS IN ROOM #4

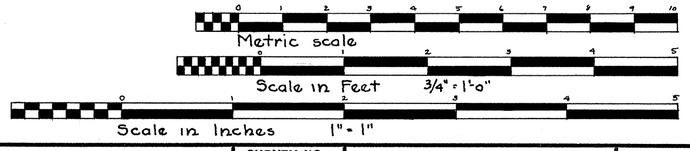

1940 PUBLIC WORKS ADMINISTRATION PROGRAM
FEDERAL PROJECT 498 A
SEPTEMBER 30 1940
UNDER DIRECTION OF UNITED STATES DEPARTMENT OF THE INTERIOR
NATIONAL PARK SERVICE, BRANCH OF PLANS AND DESIGN

NAME OF STRUCTURE
PIPE SPRING FORT
PIPE SPRING NATIONAL MONUMENT MOJAVE COUNTY ARIZONA

SURVEY NO.
ARIZ. 18

HISTORIC AMERICAN BUILDINGS SURVEY
SHEET 11 OF 14 SHEETS

LIBRARY OF CONGRESS INDEX NUMBER

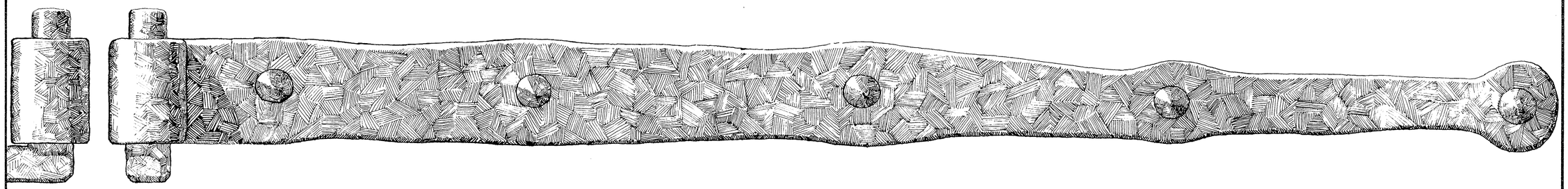

PINTLE

ELEVATION OF HINGE Full size

DETAILS of HARDWARE on DOOR No. 1

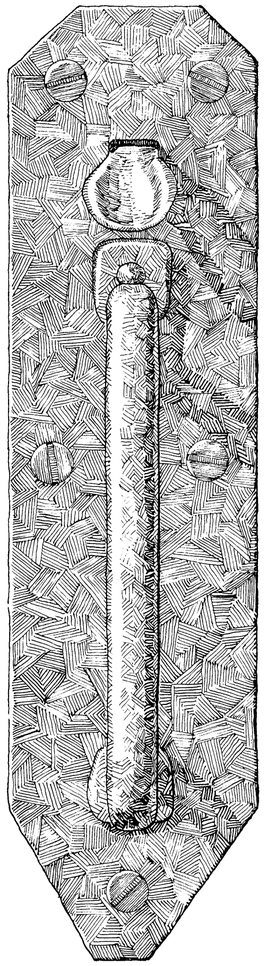

ELEVATION OF HANDLE

Full size

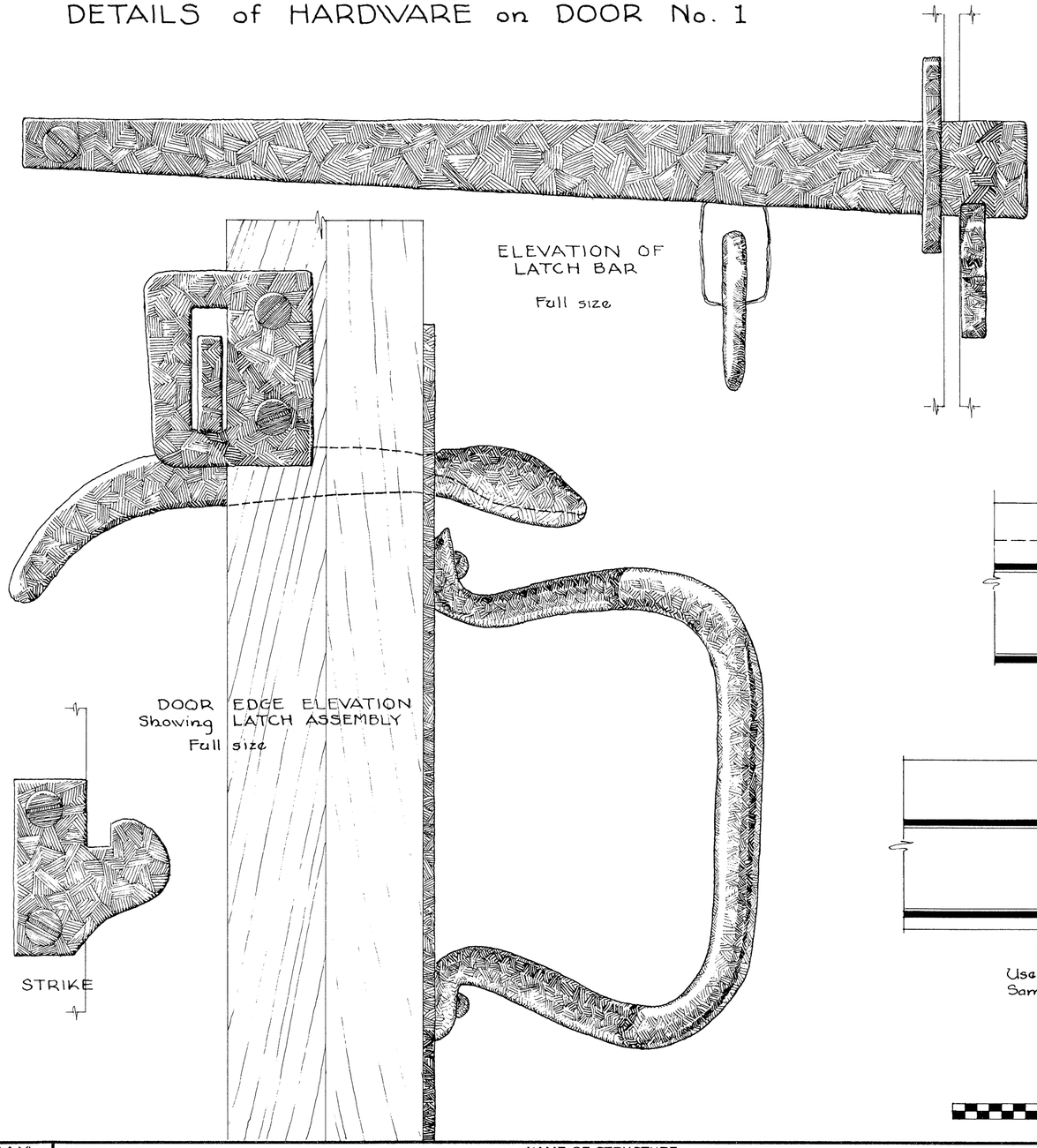

ELEVATION OF LATCH BAR

Full size

DOOR EDGE ELEVATION
Showing LATCH ASSEMBLY
Full size

STRIKE



F.S. of MOLD
Used as picture mold in rooms #8-#9-#10
Placed 7 feet from the floor

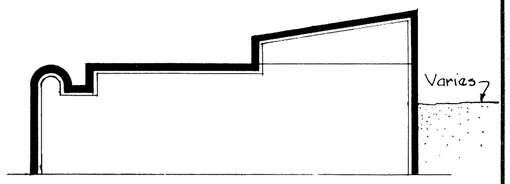

F.S. of TRIM
Interior trim used around outside doors and windows in rooms #3-#4-#8-#9-#10, and connecting door between rooms #3 & #4.

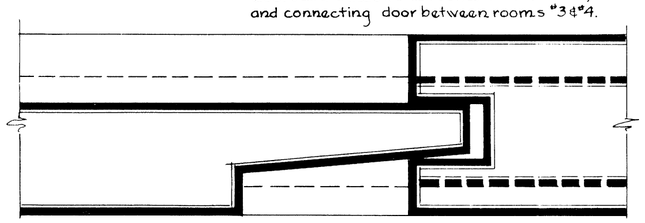

F.S. of DOOR PANELING
Paneling of doors #5-#5A-#5B.
Broken lines indicate paneling of doors #7

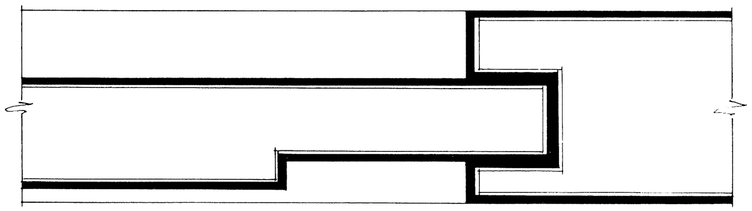

F.S. of JAMB PANELING
Used in doorways -#5-#5A
Same section, but without panel, used in doorways #1-#3-#4-#5B.

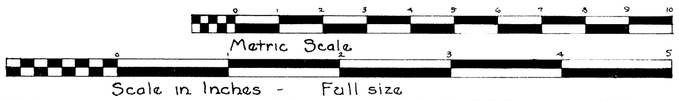

Rupert McClung - Del.

1940 PUBLIC WORKS ADMINISTRATION PROGRAM
FEDERAL PROJECT 498 A
SEPTEMBER 30 1940
UNDER DIRECTION OF UNITED STATES DEPARTMENT OF THE INTERIOR
NATIONAL PARK SERVICE, BRANCH OF PLANS AND DESIGN

NAME OF STRUCTURE
PIPE SPRING FORT
PIPE SPRING NATIONAL MONUMENT MOJAVE COUNTY ARIZONA

SURVEY NO. ARIZ 18

HISTORIC AMERICAN BUILDINGS SURVEY
SHEET 12 OF 14 SHEETS

LIBRARY OF CONGRESS INDEX NUMBER

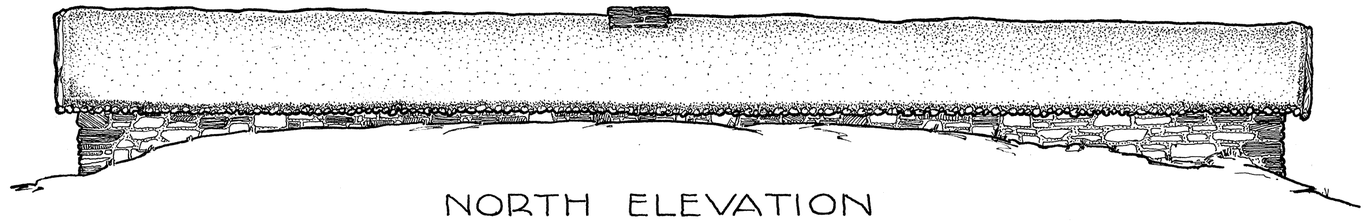

NORTH ELEVATION
Scale - 1/4" = 1'-0"

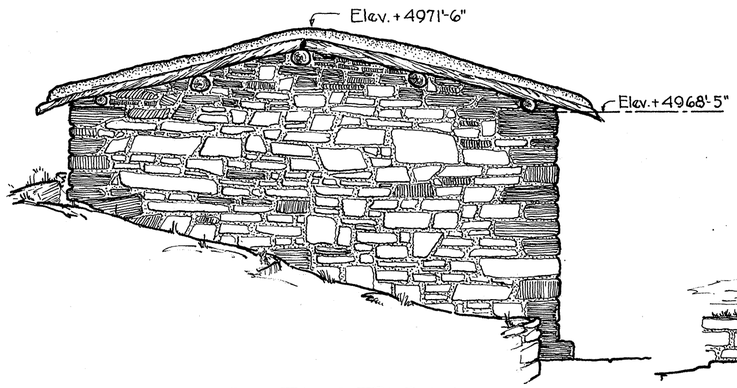

WEST ELEVATION
Scale - 1/4" = 1'-0"

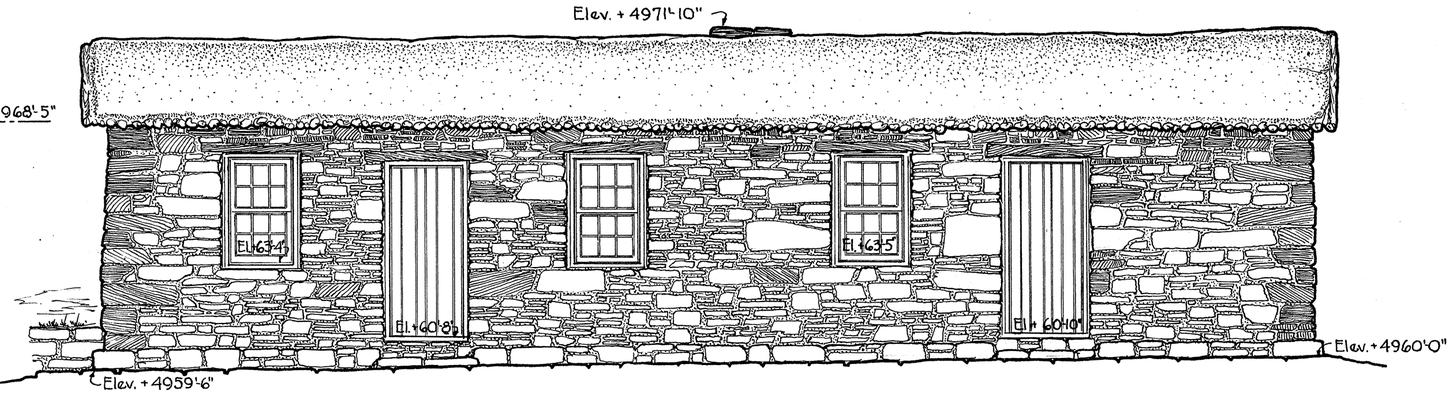

SOUTH ELEVATION
Scale - 1/4" = 1'-0"

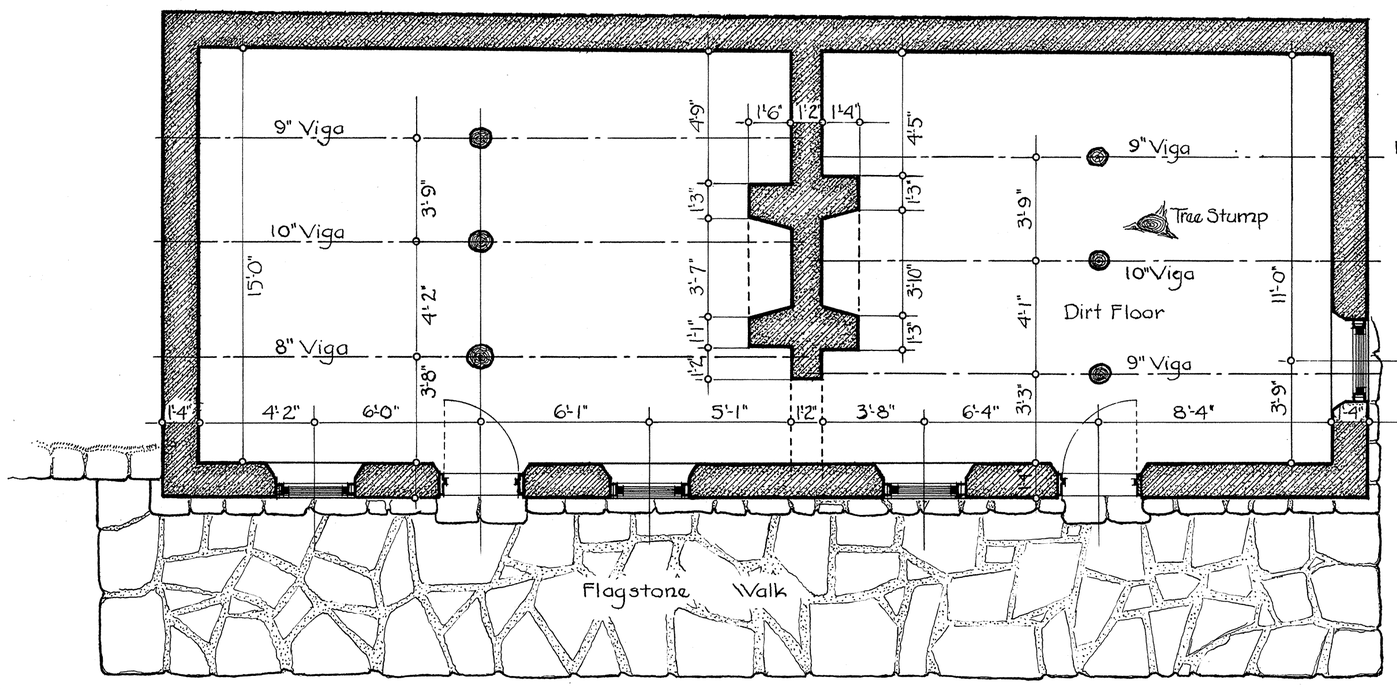

PLAN
Scale - 1/4" = 1'-0"

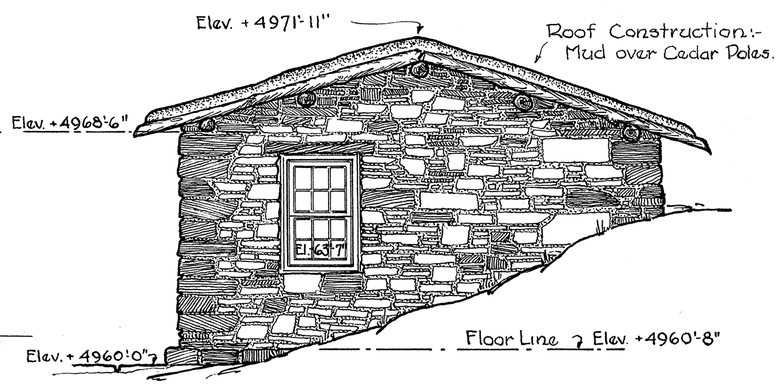

EAST ELEVATION
Scale - 1/4" = 1'-0"

Windows:- 8" x 10½" 1⅜" 12 light - Double hung modern sash.
Doors:- 2'-8" x 6'-2" x 2¼" - Built of ¾" random width beaded boards, set diagonally with each other.
Hardware:- strap hinges - Latch set same as on front door of Main building.

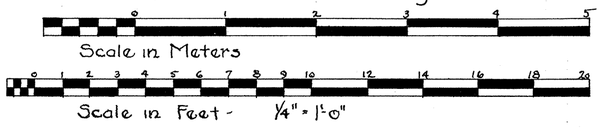

WEST CABIN UNIT

R.P. McClung - Del.

1940 PUBLIC WORKS ADMINISTRATION PROGRAM
FEDERAL PROJECT - 498 A
SEPTEMBER 30, 1940
UNDER DIRECTION OF UNITED STATES DEPARTMENT OF THE INTERIOR
NATIONAL PARK SERVICE, BRANCH OF PLANS AND DESIGN

NAME OF STRUCTURE
PIPE SPRING FORT
PIPE SPRING NATIONAL MONUMENT MOJAVE COUNTY ARIZONA

SURVEY NO. ARIZ. 18

HISTORIC AMERICAN BUILDINGS SURVEY
SHEET 13 OF 14 SHEETS

LIBRARY OF CONGRESS INDEX NUMBER

Note:—
Windows - 8"x10" - 9 light - 1⅜" thick. D.H. Modern sash. set in 2"x6" frames.
Door - 2 Ply - 1 - ⅞" random width, beaded, set vertically - 1 - 1" random width, beaded, set diagonally. - 1¾" x 12½" frames.

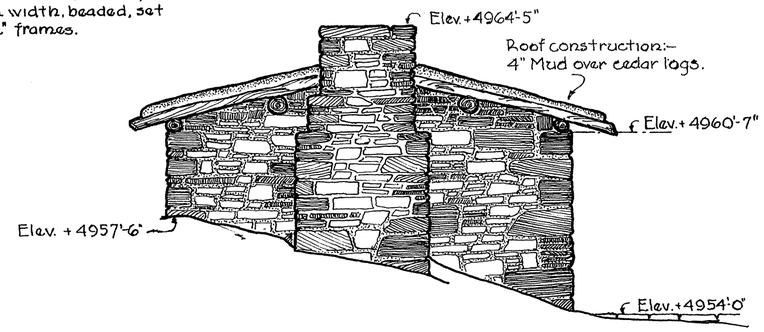

SOUTH ELEVATION
Scale - ¼" = 1'-0"

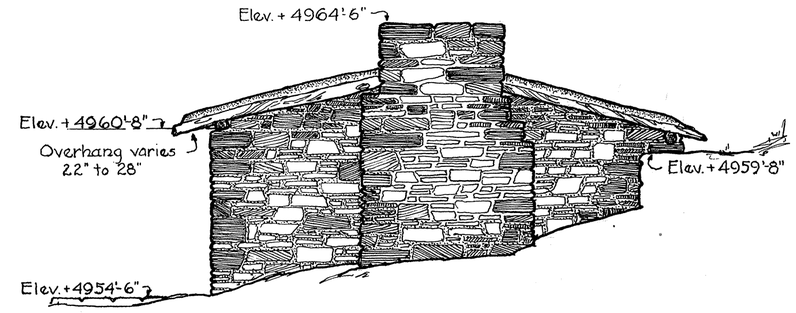

NORTH ELEVATION
Scale - ¼" = 1'-0"

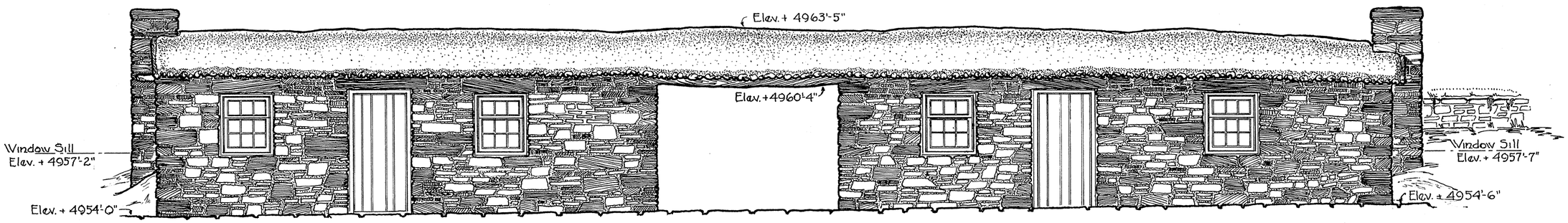

EAST ELEVATION
Scale - ¼" = 1'-0"



PLAN
Scale ¼" = 1'-0"

EAST CABIN UNIT

Scale in Meters
0 1 2 3 4 5
0 1 2 3 4 6 8 10 12 16 20
Scale ¼" = 1'-0"

1940 PUBLIC WORKS ADMINISTRATION PROGRAM
FEDERAL PROJECT 498 A
SEPTEMBER 30, 1940
UNDER DIRECTION OF UNITED STATES DEPARTMENT OF THE INTERIOR
NATIONAL PARK SERVICE, BRANCH OF PLANS AND DESIGN

NAME OF STRUCTURE
PIPE SPRING FORT
PIPE SPRING NATIONAL MONUMENT MOJAVE COUNTY ARIZONA

SURVEY NO.
ARIZ. 18

HISTORIC AMERICAN BUILDINGS SURVEY
SHEET 14 OF 14 SHEETS

LIBRARY OF CONGRESS INDEX NUMBER